
ACI Racing Weekend Misano, 4-5 Maggio 2024
Campionato Italiano Gran Turismo Sprint - Classifica Libere 1

Misano Circuit Sic 58 4.226 m

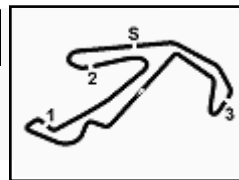
1 / 4

	Driver 1 No. Entrant	Driver 2 Team	Car	Class	Time	Gap	Avg Laps
1	7 KLINGMANN Jens (DEU) BMW ITALIA CECCATO RACING	HESSE Max (DEU) BMW Italia Ceccato Racing	BMW G82 M4	GT3PR	1'32.731		164,062 8
2	8 MALVESTITI Federico (ITA) BMW ITALIA CECCATO RACING	EBRAHIM Pedro (BRA) BMW Italia Ceccato Racing	BMW G82 M4	GT3PA	1'33.305	0.574	163,052 12
3	88 DI AMATO Daniele (ITA) AF CORSE	BOGUSLAVSKIY Timur AF Corse	FERRARI 488	GT3PR	1'33.388	0.657	162,907 27
4	97 BLATTNER Dustin (USA) FACH AUTO TECH	MARSCHALL Dennis (DEU) Fach Auto Tech	PORSCHE 911 CUP 992	GT3PA	1'33.428	0.697	162,838 28
5	12 DELLI GUANTI Pietro (ITA) AUDI SPORT ITALIA	MAZZOLA Rocco (ITA) Tresor Audi Sport Italia	AUDI R8 LMS	GT3PR	1'33.551	0.820	162,624 26
6	85 BARTHOLOMEW Jack (GBR) IMPERIALE SPORT CAR SERVICE	DENES Philippe (USA) Imperiale Sport Car Service	LAMBORGHINI HURACÁN EVO 2	GT3PR	1'33.710	0.979	162,348 27
7	99 COLA Andrea (ITA) AUDI SPORT ITALIA	MONCINI Leonardo (ITA) Tresor Audi Sport Italia	AUDI R8 LMS	GT3PR	1'33.761	1.030	162,259 25
8	55 JELMINI Felice (ITA) NOVA RACE EVENTS	BERTO Filippo (ITA) Nova Race Events	HONDA NSX ACURA	GT3PA	1'33.905	1.174	162,011 19
9	23 COLUCCIO Luigi (ITA) BEST LAP	POSTIGLIONE Vito (ITA) Best Lap	FERRARI 488	GT3PA	1'33.971	1.240	161,897 19
10	63 MOULIN Baptiste (BEL) VSR	FABI Alessandro (ITA) VSR	LAMBORGHINI HURACÁN EVO 2	GT3PA	1'34.084	1.353	161,702 9
11	52 FERATI Jasin (CHE) AF CORSE	NURMI Luka (FIN) AF Corse	FERRARI 296	GT3PR	1'34.145	1.414	161,598 27
12	75 COLAVITA Leonardo (ITA) COLAVITA LEONARDO	MAGGI Giorgio (CHE) Double TT Racing	FERRARI 488	GT3PA	1'34.350	1.619	161,246 23
13	54 FASCICOLO Giuseppe (ITA) IMPERIALE SPORT CAR SERVICE	ROGALSKI Robin (POL) Imperiale Sport Car Service	LAMBORGHINI HURACÁN EVO 2	GT3PA	1'34.380	1.649	161,195 24
14	22 BIAGI Thomas (ITA) EASY RACE	TRULLI Enzo (ITA) Easy Race	FERRARI 296	GT3PR	1'34.429	1.698	161,112 23
15	74 MARAZZI Stefano (ITA) ROSSOCORSA RACING	BUTTARELLI Samuele (ITA) Rossocorsa Racing	FERRARI 296	GT3AM	1'34.714	1.983	160,627 16
16	16 GUZMAN Raul (MEX) AKM MOTORSPORT	SANDRUCCI Gustavo (ITA) AKM Motorsport	MERCEDES AMG	GT3PA	1'34.726	1.995	160,606 23
17	61 MCINTOSH Anthony (USA) AKM MOTORSPORT	MCGEE Glen (USA) AKM Motorsport	MERCEDES AMG	GT3AM	1'34.971	2.240	160,192 26
18	77 MAGNONI Luca (ITA) NOVA RACE EVENTS	CIGLIA Massimo (ITA) Nova Race Events	HONDA NSX ACURA	GT3AM	1'35.174	2.443	159,850 22
19	5 DI GIUSTO Mattia (ITA) LAZARUS CORSE	ALATALO William (FIN) Lazarus Corse	ASTON MARTIN VANTAGE AMR	GT3PA	1'35.294	2.563	159,649 26
20	66 MICHELOTTO Mattia (ITA) VSR	STADSBADER Gilles (BEL) VSR	LAMBORGHINI HURACÁN EVO 2	GT3PR	1'36.428	3.697	157,772 4
21	28 SCARPETTA Vincenzo (ITA) NOVA RACE EVENTS	SIMONINI Mattia (ITA) Nova Race Events	HONDA NSX ACURA	GT3PA	1'36.524	3.793	157,615 17
22	44 VENEROSI PESCIOLINI Paolo (ITA) EBIMOTORS	BACCANI Alessandro (ITA) Ebimotors	PORSCHE 911 R 992	GT3AM	1'36.703	3.972	157,323 14
23	185 DESIDERI Matteo (ITA) DESIDERI MATTEO	CRM Motorsport	LAMBORGHINI HURACÁN ST EVO 2	GTC1P	1'36.933	4.202	156,950 22
24	103 PIERANTONI Emiliano (ITA) EASY RACE	DI FABIO Diego (ITA) Easy Race	FERRARI 488 CHALLENGE	GTC1P	1'37.024	4.293	156,802 25
25	109 FONTANA Andrea (ITA) DL RACING	GATTUSO Stefano (ITA) Lamborghini Roma DL Racing	LAMBORGHINI HURACÁN ST EVO 2	GTC1P	1'37.080	4.349	156,712 25

Race Director : Fabrizio Fondacci

Clerk of the Course : Alessandro Ferrari

 Start 03/05/2024 10:45
 End 11:47



ACI Racing Weekend Misano, 4-5 Maggio 2024

Campionato Italiano Gran Turismo Sprint - Classifica Libere 1

 Misano Circuit Sic 58 4.226 m
2 / 4

26	172 MAINETTI Alessandro (ITA) DL RACING	SCIONI Federico (ITA) Lamborghini Roma DL Racing	LAMBORGHINI HURACÁN ST EVO 2	GTC1P	1'37.142	4.411	156,612	25
27	106 POLLINI Giacomo (ITA) POLLINI GIACOMO	POLLINI Matteo (ITA) Giacomo Race	LAMBORGHINI HURACÁN ST EVO 2	GTC1P	1'37.316	4.585	156,332	25
28	288 CLEMENTI PISANI Alberto (ITA) HC RACING	RANDAZZO Piergiacomo (ITA) HC Racing	LAMBORGHINI HURACÁN ST EVO 2	GTC1A	1'37.409	4.678	156,183	23
29	133 PISANI Eugenio (ITA) SP RACING TEAM	ZERBI Stefano (ITA) SP Racing Team	PORSCHE 911 CUP 992	GTC2P	1'37.536	4.805	155,979	21
30	155 MILNER Christopher (GBR) MILNER CHRISTOPHER	HANCOCK Samuel (GBR) RS Historics	LAMBORGHINI HURACÁN ST EVO	GTC1P	1'37.585	4.854	155,901	22
31	169 PALMA Andrea (ITA) RAPTOR ENGINEERING	NAVATTA Massimo (ITA) Raptor Engineering	PORSCHE 911 CUP 992	GTC2P	1'37.645	4.914	155,805	22
32	111 PEGORARO Lorenzo (ITA) BEST LAP	PATRINICOLA Simone (ITA) Best Lap	FERRARI 488 CHALLENGE	GTC1P	1'37.808	5.077	155,546	25
33	202 OLIVA Gaetano (ITA) HC RACING	D'AURIA Ferdinando (ITA) HC Racing	LAMBORGHINI HURACÁN ST EVO 2	GTC1A	1'37.812	5.081	155,539	17
34	162 BADAWI Ibrahim (EGY) DL RACING	Lamborghini Roma DL Racing	LAMBORGHINI HURACÁN ST EVO 2	GTC1P	1'37.958	5.227	155,307	22
35	180 LOVATI Tommaso (ITA) MERTEL MOTORSPORT	TRENTIN Mauro (ITA) Mertel Motorsport	FERRARI 488 CHALLENGE	GTC1P	1'37.985	5.254	155,265	20
36	123 NISKANEN Elias (FIN) LEMA RACING	LAH Andrej (SLO) LEMA Racing	LAMBORGHINI HURACÁN ST EVO 2	GTC1P	1'38.037	5.306	155,182	17
37	249 CARMINATI Ettore (ITA) CARMINATI ETTORE	PELLEGRINI Bernardo (ITA) CRM Motorsport	LAMBORGHINI HURACÁN ST EVO 2	GTC1A	1'38.041	5.310	155,176	26
38	250 CASÉ Lorenzo (MCO) AF CORSE	BORELLI Edoardo (ITA) AF Corse	FERRARI 488 CHALLENGE	GTC1A	1'38.099	5.368	155,084	25
39	177 RENMANS Gilles (BEL) SPEED LOVER	Double TT Racing	FERRARI 488 CHALLENGE EVO	GTC1P	1'38.102	5.371	155,079	23
40	224 POLVERINI Daniele (ITA) ZRS MOTORSPORT	LIANA Nicolò (ITA) ZRS Motorsport	PORSCHE 911 CUP 992	GTC2A	1'38.455	5.724	154,523	22
41	229 STEFANIN Giovanni (ITA) STEFANIN GIOVANNI	VULLO Simone Jody (ITA) Pinetti Motorsport	FERRARI 488 CHALLENGE	GTC1A	1'38.786	6.055	154,006	24
42	121 MESSINA Rosario (ITA) MM MOTORSPORT	RAFFETTI Mattia (ITA) MM Motorsport	LAMBORGHINI HURACÁN ST EVO 2	GTC1P	1'39.104	6.373	153,511	21
43	272 DALOKAY Vedat Ali (TUR) DL RACING	TAGLIAPIETRA Nicola (ITA) Lamborghini Roma DL Racing	LAMBORGHINI HURACÁN ST EVO 2	GTC1A	1'39.574	6.843	152,787	26
44	108 BENCIVENNI Filippo (ITA) BEST LAP	CARBONI Gianluca (ITA) Best Lap	FERRARI 488 CHALLENGE	GTC1P	1'39.754	7.023	152,511	26
45	280 BRISELLI Victor (ITA) BRISELLI VICTOR	SEGATTINI Emma (ITA) Pinetti Motorsport	FERRARI 488 CHALLENGE EVO	GTC1A	1'40.274	7.543	151,720	22
46	223 FABIANI Fabio (ITA) SP RACING TEAM	ZANINI Stefano (MCO) SP Racing Team	PORSCHE 911 CUP 992	GTC2A	1'40.626	7.895	151,190	20
47	292 KNEZ Matej (SLO) AMAG FIRST RENNSPORT	JACOMA Ivan (CHE) Centro Porsche Ticino	PORSCHE 911 CUP 992	GTC2A	1'40.766	8.035	150,979	20
48	233 ABBATI Massimo (ITA) SP RACING TEAM	GRISI Alberto (ITA) SP Racing Team	PORSCHE 911 CUP 992	GTC2A	1'41.424	8.693	150,000	22
49	218 NALDI Giovanni (CHE) BEST LAP	SIMONELLI Gianluigi (ITA) Best Lap	FERRARI 488 CHALLENGE	GTC1A	1'41.528	8.797	149,846	20
50	178 BUCCI Mattia (ITA) BEST LAP	CROCCOLINO Filippo (ITA) Best Lap	FERRARI 488 CHALLENGE	GTC1P	1'42.565	9.834	148,331	6
51	281 LA MARCA Michele (ITA) MERTEL MOTORSPORT	VERSELLI Marco (ITA) Mertel Motorsport	FERRARI 488 CHALLENGE	GTC1A	1'42.863	10.132	147,902	19

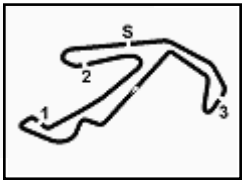
Race Director : Fabrizio Fondacci

Clerk of the Course : Alessandro Ferrari

 Start 03/05/2024 10:45
 End 11:47




1.2



ACI Racing Weekend Misano, 4-5 Maggio 2024 Campionato Italiano Gran Turismo Sprint - Classifica Libere 1

Misano Circuit Sic 58 4.226 m
3 / 4

52	163 ZANON Ignazio (ITA) VSR	TRIBAUDINI Stephane (FRA) VSR	LAMBORGHINI HURACÁN ST EVO 2	GTC1P	1
53	19 CAZZANIGA Riccardo (ITA) VSR	DI FOLCO Alberto (ITA) VSR	LAMBORGHINI HURACÁN EVO 2	GT3PR	0

Humidity:	66%	Air:	15°C
Condition:	DRY	Temp:	19°C

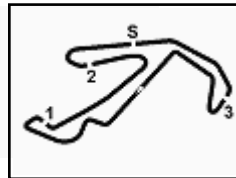
Race Director : Fabrizio Fondacci

Clerk of the Course : Alessandro Ferrari

03/05/2024	Start 10:45	End 11:47
------------	----------------	--------------



Powered by FICr PERUGIA TIMING


ACI Racing Weekend Misano, 4-5 Maggio 2024
Campionato Italiano Gran Turismo Sprint - Classifica Libere 1

Misano Circuit Sic 58 4.226 m

4 / 4

Penalty and Infringement

10.56	97	Fach Auto Tech	Time Deleted (1'34.349) - Exceeded Track Limits - Turn 13
10.57	12	Audi Sport Italia	Time Deleted (1'36.007) - Exceeded Track Limits - Turn 6
10.58	22	Easy Race	Time Deleted (1'34.586) - Exceeded Track Limits - Turn 8
11.00	8	BMW Italia Ceccato Racing	Time Deleted (1'33.631) - Exceeded Track Limits - Turns 6-13
11.01	23	Best Lap	Time Deleted (1'33.910) - Exceeded Track Limits - Turn 13
11.01	75	Colavita Leonardo	Time Deleted (1'35.347) - Exceeded Track Limits - Turn 8
11.01	54	Imperiale Sport Car Service	Time Deleted (1'36.506) - Exceeded Track Limits - Turn 8
11.02	5	Lazarus Corse	Time Deleted (1'36.655) - Exceeded Track Limits - Turn 8
11.02	229	Stefanin Giovanni	Time Deleted (2'01.711) - Exceeded Track Limits - Turn 8
11.03	54	Imperiale Sport Car Service	Time Deleted (1'36.690) - Exceeded Track Limits - Turn 8
11.03	5	Lazarus Corse	Time Deleted (1'36.746) - Exceeded Track Limits - Turn 8
11.03	52	AF Corse	Time Deleted (1'33.874) - Exceeded Track Limits - Turn 8
11.04	292	AMAG First Rennsport	Time Deleted (1'43.858) - Exceeded Track Limits - Turn 8
11.04	8	BMW Italia Ceccato Racing	Time Deleted (1'33.447) - Exceeded Track Limits - Turn 13
11.04	106	Pollini Giacomo	Time Deleted (1'38.070) - Exceeded Track Limits - Turn 8
11.05	103	Easy Race	Time Deleted (1'41.522) - Exceeded Track Limits - Turn 6
11.07	52	AF Corse	Time Deleted (1'40.267) - Exceeded Track Limits - Turn 13
11.07	88	AF Corse	Time Deleted (1'33.111) - Exceeded Track Limits - Turn 6
11.08	7	BMW Italia Ceccato Racing	Time Deleted (1'32.824) - Exceeded Track Limits - Turn 13
11.08	52	AF Corse	Time Deleted (1'33.592) - Exceeded Track Limits - Turn 13
11.08	111	Best Lap	Time Deleted (1'39.613) - Exceeded Track Limits - Turn 8
11.09	224	ZRS Motorsport	Time Deleted (1'55.613) - Exceeded Track Limits - Turn 6
11.13	77	Nova Race Events	Time Deleted (1'36.106) - Exceeded Track Limits - Turns 6-8
11.13	16	AKM Motorsport	Time Deleted (1'34.769) - Exceeded Track Limits - Turn 6
11.17	55	Nova Race Events	Time Deleted (12'25.094) - Exceeded Track Limits - Turn 6
11.18	133	SP Racing Team	Time Deleted (1'37.512) - Exceeded Track Limits - Turn 8
11.18	202	HC Racing	Time Deleted (1'39.972) - Exceeded Track Limits - Turn 8
11.18	16	AKM Motorsport	Time Deleted (6'27.190) - Exceeded Track Limits - Turn 8
11.30	288	HC Racing	Time Deleted (1'57.602) - Exceeded Track Limits - Turn 8
11.32	5	Lazarus Corse	Time Deleted (1'35.677) - Exceeded Track Limits - Turn 8
11.33	88	AF Corse	Time Deleted (1'36.364) - Exceeded Track Limits - Turn 8
11.43	229	Stefanin Giovanni	Time Deleted (1'41.867) - Exceeded Track Limits - Turn 8
11.43	52	AF Corse	Time Deleted (1'35.411) - Exceeded Track Limits - Turn 6
11.44	292	AMAG First Rennsport	Time Deleted (1'41.703) - Exceeded Track Limits - Turn 13
11.45	109	DL Racing	Time Deleted (1'36.973) - Exceeded Track Limits - Turn 13
11.46	111	Best Lap	Current Lap Deleted - Exceeded Track Limits - Turn 8

Fastest Laps Sequence

No.	Entrant	Nat	Team	Car	Local Time	Time	Gap	Avg
272	V. DALOKAY	TUR	Lamborghini Roma DL Racing	Lamborghini Huracán ST Evo 2	10:49'04.603	1'47.002		142,181
5	M. DI GIUSTO	ITA	Lazarus Corse	Aston Martin Vantage AMR	10:49'10.198	1'37.270	-9.732	156,406
66	M. MICHELOTTO	ITA	VSR	Lamborghini Huracán Evo 2	10:49'13.716	1'36.789	-0.481	157,183
66	M. MICHELOTTO	ITA	VSR	Lamborghini Huracán Evo 2	10:50'50.144	1'36.428	-0.361	157,772
88	D. DI AMATO	ITA	AF Corse	Ferrari 488	10:51'08.219	1'35.956	-0.472	158,548
85	J. BARTHOLOMEW	GBR	Imperiale Sport Car Service	Lamborghini Huracán Evo 2	10:53'25.957	1'35.012	-0.944	160,123
85	J. BARTHOLOMEW	GBR	Imperiale Sport Car Service	Lamborghini Huracán Evo 2	10:56'36.824	1'34.895	-0.117	160,320
12	P. DELLI GUANTI	ITA	Tresor Audi Sport Italia	Audi R8 LMS	10:56'58.437	1'34.798	-0.097	160,484
97	D. BLATTNER	USA	Fach Auto Tech	Porsche 911 Cup 992	10:58'18.375	1'33.471	-1.327	162,763
8	F. MALVESTITI	ITA	BMW Italia Ceccato Racing	BMW G82 M4	11:00'06.316	1'33.305	-0.166	163,052
7	J. KLINGMANN	DEU	BMW Italia Ceccato Racing	BMW G82 M4	11:07'01.500	1'32.731	-0.574	164,062

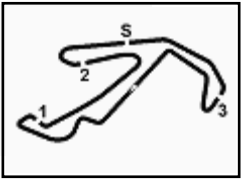
Race Director : Fabrizio Fondacci

Clerk of the Course : Alessandro Ferrari

 Start 03/05/2024 10:45
 End 11:47

Powered by FICr PERUGIA TIMING




ACI Racing Weekend Misano, 4-5 Maggio 2024
Campionato Italiano Gran Turismo Sprint - Best Sectors & Speed Libere 1

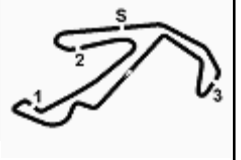
Misano Circuit Sic 58 4.226 m

1 / 2

BEST LAP				
1	7	BMW ITALIA CECCATO RAC	BMW G82 M4	1'32.731
2	8	BMW ITALIA CECCATO RAC	BMW G82 M4	1'33.305
3	88	AF CORSE	Ferrari 488	1'33.388
4	97	FACH AUTO TECH	Porsche 911 Cup 992	1'33.428
5	12	AUDI SPORT ITALIA	Audi R8 LMS	1'33.551
6	85	IMPERIALE SPORT CAR SER	Lamborghini Huracán Evo 2	1'33.710
7	99	AUDI SPORT ITALIA	Audi R8 LMS	1'33.761
8	55	NOVA RACE EVENTS	Honda NSX Acura	1'33.905
9	23	BEST LAP	Ferrari 488	1'33.971
10	63	VSR	Lamborghini Huracán Evo 2	1'34.084
11	52	AF CORSE	Ferrari 296	1'34.145
12	75	COLAVITA LEONARDO	Ferrari 488	1'34.350
13	54	IMPERIALE SPORT CAR SER	Lamborghini Huracán Evo 2	1'34.380
14	22	EASY RACE	Ferrari 296	1'34.429
15	74	ROSSOCORSA RACING	Ferrari 296	1'34.714
16	16	AKM MOTORSPORT	Mercedes AMG	1'34.726
17	61	AKM MOTORSPORT	Mercedes AMG	1'34.971
18	77	NOVA RACE EVENTS	Honda NSX Acura	1'35.174
19	5	LAZARUS CORSE	Aston Martin Vantage AMR	1'35.294
20	66	VSR	Lamborghini Huracán Evo 2	1'36.428
21	28	NOVA RACE EVENTS	Honda NSX Acura	1'36.524
22	44	EBIMOTORS	Porsche 911 R 992	1'36.703
23	185	DESIDERI MATTEO	Lamborghini Huracán ST Evo 2	1'36.933
24	103	EASY RACE	Ferrari 488 Challenge	1'37.024
25	109	DL RACING	Lamborghini Huracán ST Evo 2	1'37.080
26	172	DL RACING	Lamborghini Huracán ST Evo 2	1'37.142
27	106	POLLINI GIACOMO	Lamborghini Huracán ST Evo 2	1'37.316
28	288	HC RACING	Lamborghini Huracán ST Evo 2	1'37.409
29	133	SP RACING TEAM	Porsche 911 Cup 992	1'37.536
30	155	MILNER CHRISTOPHER	Lamborghini Huracán ST Evo	1'37.585
31	169	RAPTOR ENGINEERING	Porsche 911 Cup 992	1'37.645
32	111	BEST LAP	Ferrari 488 Challenge	1'37.808
33	202	HC RACING	Lamborghini Huracán ST Evo 2	1'37.812
34	162	DL RACING	Lamborghini Huracán ST Evo 2	1'37.958
35	180	MERTEL MOTORSPORT	Ferrari 488 Challenge	1'37.985
36	123	LEMA RACING	Lamborghini Huracán ST Evo 2	1'38.037
37	249	CARMINATI ETTORE	Lamborghini Huracán ST Evo 2	1'38.041
38	250	AF CORSE	Ferrari 488 Challenge	1'38.099
39	177	SPEED LOVER	Ferrari 488 Challenge Evo	1'38.102
40	224	ZRS MOTORSPORT	Porsche 911 Cup 992	1'38.455
41	229	STEFANIN GIOVANNI	Ferrari 488 Challenge	1'38.786
42	121	MM MOTORSPORT	Lamborghini Huracán ST Evo 2	1'39.104
43	272	DL RACING	Lamborghini Huracán ST Evo 2	1'39.574
44	108	BEST LAP	Ferrari 488 Challenge	1'39.754
45	280	BRISSELLI VICTOR	Ferrari 488 Challenge Evo	1'40.274
46	223	SP RACING TEAM	Porsche 911 Cup 992	1'40.626
47	292	AMAG FIRST RENNSPORT	Porsche 911 Cup 992	1'40.766
48	233	SP RACING TEAM	Porsche 911 Cup 992	1'41.424
49	218	BEST LAP	Ferrari 488 Challenge	1'41.528
50	178	BEST LAP	Ferrari 488 Challenge	1'42.565
51	281	MERTEL MOTORSPORT	Ferrari 488 Challenge	1'42.863
52	19	VSR	Lamborghini Huracán Evo 2	
53	163	VSR	Lamborghini Huracán ST Evo 2	

SPEED				
1	155	MILNER CHRISTOPHER	Lamborghini Huracán ST Evo	226,4
2	223	SP RACING TEAM	Porsche 911 Cup 992	224,1
3	55	NOVA RACE EVENTS	Honda NSX Acura	223,6
4	8	BMW ITALIA CECCATO RAC	BMW G82 M4	222,2
5	7	BMW ITALIA CECCATO RAC	BMW G82 M4	222,2
6	103	EASY RACE	Ferrari 488 Challenge	222,2
7	63	VSR	Lamborghini Huracán Evo 2	221,8
8	280	BRISSELLI VICTOR	Ferrari 488 Challenge Evo	221,8
9	66	VSR	Lamborghini Huracán Evo 2	221,3
10	85	IMPERIALE SPORT CAR SER	Lamborghini Huracán Evo 2	221,3
11	22	EASY RACE	Ferrari 296	221,3
12	177	SPEED LOVER	Ferrari 488 Challenge Evo	221,3
13	28	NOVA RACE EVENTS	Honda NSX Acura	220,9
14	77	NOVA RACE EVENTS	Honda NSX Acura	220,9
15	250	AF CORSE	Ferrari 488 Challenge	220,9
16	12	AUDI SPORT ITALIA	Audi R8 LMS	220,9
17	288	HC RACING	Lamborghini Huracán ST Evo 2	220,4
18	74	ROSSOCORSA RACING	Ferrari 296	220,4
19	111	BEST LAP	Ferrari 488 Challenge	220,4
20	54	IMPERIALE SPORT CAR SER	Lamborghini Huracán Evo 2	220,4
21	121	MM MOTORSPORT	Lamborghini Huracán ST Evo 2	220,4
22	202	HC RACING	Lamborghini Huracán ST Evo 2	220,0
23	185	DESIDERI MATTEO	Lamborghini Huracán ST Evo 2	220,0
24	88	AF CORSE	Ferrari 488	220,0
25	233	SP RACING TEAM	Porsche 911 Cup 992	219,5
26	23	BEST LAP	Ferrari 488	219,5
27	99	AUDI SPORT ITALIA	Audi R8 LMS	219,1
28	218	BEST LAP	Ferrari 488 Challenge	219,1
29	5	LAZARUS CORSE	Aston Martin Vantage AMR	219,1
30	180	MERTEL MOTORSPORT	Ferrari 488 Challenge	218,6
31	172	DL RACING	Lamborghini Huracán ST Evo 2	218,6
32	224	ZRS MOTORSPORT	Porsche 911 Cup 992	218,6
33	178	BEST LAP	Ferrari 488 Challenge	217,7
34	249	CARMINATI ETTORE	Lamborghini Huracán ST Evo 2	217,3
35	162	DL RACING	Lamborghini Huracán ST Evo 2	217,3
36	61	AKM MOTORSPORT	Mercedes AMG	217,3
37	52	AF CORSE	Ferrari 296	217,3
38	16	AKM MOTORSPORT	Mercedes AMG	216,9
39	109	DL RACING	Lamborghini Huracán ST Evo 2	216,9
40	75	COLAVITA LEONARDO	Ferrari 488	216,9
41	123	LEMA RACING	Lamborghini Huracán ST Evo 2	216,4
42	169	RAPTOR ENGINEERING	Porsche 911 Cup 992	216,4
43	44	EBIMOTORS	Porsche 911 R 992	216,0
44	108	BEST LAP	Ferrari 488 Challenge	216,0
45	292	AMAG FIRST RENNSPORT	Porsche 911 Cup 992	216,0
46	133	SP RACING TEAM	Porsche 911 Cup 992	216,0
47	229	STEFANIN GIOVANNI	Ferrari 488 Challenge	216,0
48	163	VSR	Lamborghini Huracán ST Evo 2	215,6
49	272	DL RACING	Lamborghini Huracán ST Evo 2	215,6
50	281	MERTEL MOTORSPORT	Ferrari 488 Challenge	215,6
51	97	FACH AUTO TECH	Porsche 911 Cup 992	215,1
52	106	POLLINI GIACOMO	Lamborghini Huracán ST Evo 2	215,1
53	19	VSR	Lamborghini Huracán Evo 2	182,4





ACI Racing Weekend Misano, 4-5 Maggio 2024

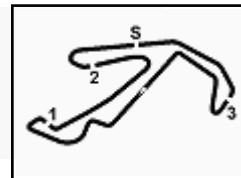
Campionato Italiano Gran Turismo Sprint - Best Sectors & Speed Libere 1

Misano Circuit Sic 58 4.226 m

2 / 2

SEG. 1			SEG. 2			SEG. 3			SEG. 4						
1	7	BMW ITALIA CECCATO	24.300	1	7	BMW ITALIA CECCATO	21.897	1	7	BMW ITALIA CECCATO	25.690	1	7	BMW ITALIA CECCATO	20.549
2	88	AF CORSE	24.439	2	85	IMPERIALE SPORT CA	22.009	2	8	BMW ITALIA CECCATO	25.787	2	12	AUDI SPORT ITALIA	20.649
3	97	FACH AUTO TECH	24.453	3	8	BMW ITALIA CECCATO	22.034	3	85	IMPERIALE SPORT CA	25.897	3	97	FACH AUTO TECH	20.667
4	12	AUDI SPORT ITALIA	24.538	4	88	AF CORSE	22.078	4	12	AUDI SPORT ITALIA	25.905	4	52	AF CORSE	20.687
5	99	AUDI SPORT ITALIA	24.541	5	97	FACH AUTO TECH	22.129	5	52	AF CORSE	25.920	5	54	IMPERIALE SPORT CA	20.694
6	8	BMW ITALIA CECCATO	24.545	6	23	BEST LAP	22.130	6	55	NOVA RACE EVENTS	26.001	6	55	NOVA RACE EVENTS	20.699
7	54	IMPERIALE SPORT CA	24.558	7	12	AUDI SPORT ITALIA	22.131	7	88	AF CORSE	26.008	7	85	IMPERIALE SPORT CA	20.742
8	52	AF CORSE	24.574	8	52	AF CORSE	22.182	8	23	BEST LAP	26.029	8	99	AUDI SPORT ITALIA	20.743
9	63	VSR	24.594	9	77	NOVA RACE EVENTS	22.194	9	97	FACH AUTO TECH	26.052	9	88	AF CORSE	20.752
10	23	BEST LAP	24.605	10	99	AUDI SPORT ITALIA	22.200	10	16	AKM MOTORSPORT	26.093	10	22	EASY RACE	20.763
11	22	EASY RACE	24.629	11	55	NOVA RACE EVENTS	22.215	11	99	AUDI SPORT ITALIA	26.127	11	8	BMW ITALIA CECCATO	20.765
12	75	COLAVITA LEONARDO	24.704	12	5	LAZARUS CORSE	22.226	12	77	NOVA RACE EVENTS	26.191	12	5	LAZARUS CORSE	20.792
13	85	IMPERIALE SPORT CA	24.709	13	63	VSR	22.252	13	74	ROSSOCORSA RACING	26.192	13	23	BEST LAP	20.923
14	55	NOVA RACE EVENTS	24.753	14	54	IMPERIALE SPORT CA	22.307	14	63	VSR	26.229	14	75	COLAVITA LEONARDO	20.963
15	74	ROSSOCORSA RACING	24.812	15	22	EASY RACE	22.347	15	75	COLAVITA LEONARDO	26.256	15	63	VSR	21.009
16	16	AKM MOTORSPORT	24.823	16	16	AKM MOTORSPORT	22.347	16	54	IMPERIALE SPORT CA	26.285	16	61	AKM MOTORSPORT	21.015
17	61	AKM MOTORSPORT	24.864	17	75	COLAVITA LEONARDO	22.371	17	61	AKM MOTORSPORT	26.311	17	66	VSR	21.021
18	5	LAZARUS CORSE	24.866	18	61	AKM MOTORSPORT	22.402	18	5	LAZARUS CORSE	26.323	18	16	AKM MOTORSPORT	21.030
19	66	VSR	24.964	19	74	ROSSOCORSA RACING	22.649	19	22	EASY RACE	26.357	19	74	ROSSOCORSA RACING	21.063
20	77	NOVA RACE EVENTS	25.150	20	103	EASY RACE	22.663	20	28	NOVA RACE EVENTS	26.415	20	77	NOVA RACE EVENTS	21.070
21	28	NOVA RACE EVENTS	25.303	21	28	NOVA RACE EVENTS	22.677	21	66	VSR	26.606	21	28	NOVA RACE EVENTS	21.202
22	202	HC RACING	25.388	22	155	MILNER CHRISTOPHE	22.708	22	185	DESIDERI MATTEO	26.634	22	44	EBIMOTORS	21.404
23	109	DL RACING	25.486	23	106	MERTEL MOTORSPOR	22.724	23	249	CARMINATI ETTORE	26.735	23	106	POLLINI GIACOMO	21.443
24	106	POLLINI GIACOMO	25.512	24	172	DL RACING	22.809	24	103	EASY RACE	26.758	24	202	HC RACING	21.507
25	288	HC RACING	25.520	25	250	AF CORSE	22.853	25	177	SPEED LOVER	26.770	25	109	DL RACING	21.509
26	172	DL RACING	25.529	26	106	POLLINI GIACOMO	22.860	26	155	MILNER CHRISTOPHE	26.785	26	185	DESIDERI MATTEO	21.560
27	44	EBIMOTORS	25.541	27	133	SP RACING TEAM	22.871	27	111	BEST LAP	26.788	27	172	DL RACING	21.579
28	185	DESIDERI MATTEO	25.570	28	288	HC RACING	22.872	28	133	SP RACING TEAM	26.799	28	155	MILNER CHRISTOPHE	21.618
29	249	CARMINATI ETTORE	25.676	29	109	DL RACING	22.890	29	109	DL RACING	26.801	29	133	SP RACING TEAM	21.618
30	162	DL RACING	25.682	30	44	EBIMOTORS	22.906	30	44	EBIMOTORS	26.830	30	169	RAPTOR ENGINEERIN	21.621
31	133	SP RACING TEAM	25.724	31	111	BEST LAP	22.922	31	106	POLLINI GIACOMO	26.832	31	103	EASY RACE	21.649
32	103	EASY RACE	25.777	32	224	ZRS MOTORSPORT	22.950	32	288	HC RACING	26.833	32	123	LEMA RACING	21.670
33	123	LEMA RACING	25.809	33	66	VSR	22.961	33	202	HC RACING	26.867	33	288	HC RACING	21.701
34	169	RAPTOR ENGINEERIN	25.832	34	169	RAPTOR ENGINEERIN	22.965	34	172	DL RACING	26.882	34	249	CARMINATI ETTORE	21.729
35	111	BEST LAP	25.971	35	229	STEFANIN GIOVANNI	22.972	35	162	DL RACING	26.938	35	250	AF CORSE	21.737
36	121	MM MOTORSPORT	25.983	36	185	DESIDERI MATTEO	22.976	36	180	MERTEL MOTORSPOR	27.033	36	121	MM MOTORSPORT	21.761
37	177	SPEED LOVER	26.017	37	162	DL RACING	22.979	37	169	RAPTOR ENGINEERIN	27.037	37	180	MERTEL MOTORSPOR	21.766
38	224	ZRS MOTORSPORT	26.059	38	202	HC RACING	23.005	38	250	AF CORSE	27.089	38	177	SPEED LOVER	21.808
39	229	STEFANIN GIOVANNI	26.094	39	177	SPEED LOVER	23.010	39	121	MM MOTORSPORT	27.103	39	229	STEFANIN GIOVANNI	21.811
40	106	MERTEL MOTORSPOR	26.131	40	123	LEMA RACING	23.077	40	229	STEFANIN GIOVANNI	27.156	40	111	BEST LAP	21.831
41	250	AF CORSE	26.189	41	249	CARMINATI ETTORE	23.103	41	123	LEMA RACING	27.204	41	224	ZRS MOTORSPORT	21.912
42	108	BEST LAP	26.331	42	280	BRISSELLI VICTOR	23.113	42	224	ZRS MOTORSPORT	27.244	42	272	DL RACING	22.037
43	223	SP RACING TEAM	26.356	43	223	SP RACING TEAM	23.129	43	280	BRISSELLI VICTOR	27.350	43	162	DL RACING	22.048
44	272	DL RACING	26.374	44	121	MM MOTORSPORT	23.205	44	223	SP RACING TEAM	27.417	44	108	BEST LAP	22.159
45	155	MILNER CHRISTOPHE	26.474	45	272	DL RACING	23.259	45	108	BEST LAP	27.440	45	178	BEST LAP	22.189
46	292	AMAG FIRST RENNSPO	26.602	46	108	BEST LAP	23.274	46	272	DL RACING	27.481	46	223	SP RACING TEAM	22.267
47	280	BRISSELLI VICTOR	26.609	47	233	SP RACING TEAM	23.591	47	292	AMAG FIRST RENNSPO	27.528	47	292	AMAG FIRST RENNSPO	22.338
48	218	BEST LAP	26.733	48	292	AMAG FIRST RENNSPO	23.631	48	233	SP RACING TEAM	27.649	48	280	BRISSELLI VICTOR	22.528
49	281	MERTEL MOTORSPOR	26.864	49	218	BEST LAP	23.700	49	281	MERTEL MOTORSPOR	27.978	49	233	SP RACING TEAM	22.771
50	233	SP RACING TEAM	27.080	50	281	MERTEL MOTORSPOR	23.766	50	178	BEST LAP	27.982	50	218	BEST LAP	22.840
51	178	BEST LAP	27.142	51	178	BEST LAP	24.009	51	218	BEST LAP	28.090	51	281	MERTEL MOTORSPOR	23.298
				52	163	VSR	26.794	52	163	VSR	31.266				
				53	19	VSR	34.820	53	19	VSR	34.825				





ACI Racing Weekend Misano, 4-5 Maggio 2024

Campionato Italiano Gran Turismo Sprint - Analisi Tempi Libere 1

Misano Circuit Sic 58 4.226 m

1 / 11

5 Lazarus Corse (1'35.294)

Lap	Seg.1	Seg.2	Seg.3	Seg.4	Lap Time	km/h	Local Time
1		24.496	27.825	22.180		211,4	
2	25.406	23.288	26.526	22.050	1'37.270	215,1	10:49'10.198
3	25.499	23.135	26.662	22.348	1'37.644	215,1	10:50'47.842
4	26.774	25.590	27.806	30.384	1'50.554P	214,7	10:52'38.396
5	2'05.561	23.569	26.868	21.940	3'17.938P	215,1	10:55'56.334
6	26.032	22.629	26.336	21.405	1'36.402	215,6	10:57'32.736
7	25.845	22.838	27.111	21.940	1'37.734	217,7	10:59'10.470
8	25.558	22.763	26.378	21.359	1'36.058	216,0	11:00'46.528
9	25.284	22.785	26.908	21.678	1'36.655C	216,4	11:02'23.183
10	25.172	22.454	27.092	22.028	1'36.746C	216,0	11:03'59.929
11	25.967	22.392	26.323	21.409	1'36.091	214,7	11:05'36.020
12	25.281	22.829	27.131	21.830	1'37.071	217,7	11:07'13.091
13	26.055	22.376			1'45.265P	215,6	11:08'58.356
14	5'14.410	24.597	30.283	22.996	6'32.286P	156,1	11:15'30.642
15	25.506	22.580	27.599	21.475	1'37.160	216,9	11:17'07.802
16	25.113	24.548	27.298	21.078	1'38.037	210,1	11:18'45.839
17	25.319	22.342	26.332	36.808	1'50.801CP	216,4	11:20'36.640
18	8'28.499	24.466			9'42.629P	213,9	11:30'19.269
19	25.295	22.365			1'35.677C	216,4	11:31'54.946
20	25.545	22.488	27.430	22.310	1'37.773	216,0	11:33'32.719
21	25.260	23.111	27.724	21.146	1'37.241	213,9	11:35'09.960
22	24.984	23.334	29.075	39.015	1'56.408	219,1	11:37'06.368
23	45.733	48.730	44.301	25.439	2'44.203	128,3	11:39'50.571
24	24.991	22.443	26.509	21.528	1'35.471	217,7	11:41'26.042
25	24.916	22.573	26.338	21.467	1'35.294	217,7	11:43'01.336
26	24.866	22.267	27.548	21.892	1'36.573	216,9	11:44'37.909
27	24.986	22.226	27.782	20.792	1'35.786	206,1	11:46'13.695

2	26.402	23.334	35.408	26.450	1'51.594	211,8	10:52'12.807
3	24.966	22.640	26.284	21.548	1'35.438	218,2	10:53'48.245
4	24.979	23.413	26.076	20.926	1'35.394	217,3	10:55'23.639
5	24.682	22.387	26.163	21.566	1'34.798	220,0	10:56'58.437
6	25.607	22.333	26.583	21.484	1'36.007C	218,2	10:58'34.444
7	24.538	22.308	25.905	20.800	1'33.551	219,1	11:00'07.995
8	24.612	22.131	25.999	20.976	1'33.718	218,6	11:01'41.713
9	26.789	23.074	26.147	32.019	1'48.029P	217,3	11:03'29.742
10	3'10.143	23.700	29.681	22.802	4'26.326P	216,9	11:07'56.068
11	25.290	22.817	26.272	21.134	1'35.513	217,3	11:09'31.581
12	25.111	22.869	26.267	20.814	1'35.091	217,7	11:11'06.672
13	25.613	22.523	26.627	22.068	1'36.831	219,1	11:12'43.503
14	25.274	22.680	26.657	21.892	1'36.503	219,5	11:14'20.006
15	25.133	22.606	26.256	21.284	1'35.279	218,6	11:15'55.285
16	26.342	22.753	26.228	20.789	1'36.112	217,7	11:17'31.397
17	24.762	22.354	26.404	20.846	1'34.366	218,2	11:19'05.763
18	24.970	23.185	40.175	43.358	2'11.688CP	134,3	11:21'17.451
19	7'44.653	23.512	27.408	24.196	8'59.769P	215,1	11:30'17.220
20	24.964	22.384	26.307	21.198	1'34.853	219,1	11:31'52.073
21	25.291	22.456	27.480	23.639	1'38.866	220,9	11:33'00.939
22	24.683	22.187	26.332	21.631	1'34.833	218,2	11:35'05.772
23	24.929	22.152	26.060	35.927	1'49.068P	218,6	11:36'54.840
24	2'28.463	23.192	26.281	21.033	3'38.969P	218,2	11:40'33.809
25	24.680	22.197	26.025	20.649	1'33.551	219,1	11:42'07.360
26	24.992	22.455	26.622	21.263	1'35.332	218,6	11:43'42.692
27	24.981	22.381	26.144	21.253	1'34.759	218,6	11:45'17.451

16 AKM Motorsport (1'34.726)

Lap	Seg.1	Seg.2	Seg.3	Seg.4	Lap Time	km/h	Local Time
1							
2	1'14.414	25.429	28.464	22.891	2'31.198P	212,6	10:50'51.672
3	26.987	25.402	28.170	22.591	1'43.150	214,7	10:52'34.822
4	26.422	23.131	27.258	21.460	1'38.271	214,7	10:54'13.093
5	25.408	22.774	26.756	22.813	1'37.751	215,1	10:55'50.844
6	25.147	22.758	26.759	21.595	1'36.259	216,0	10:57'27.103
7	24.966	22.507	26.378	21.179	1'35.030	215,1	10:59'02.133
8	24.971	22.830	26.772	21.315	1'35.888	214,7	11:00'38.021
9	25.321	22.547	26.584	5'27.401	6'41.853P	215,1	11:07'19.874
10	41.420	23.458	26.535	32.487	2'03.900P	213,0	11:09'23.774
11	40.994	23.000	26.494	21.233	1'51.721P	214,3	11:11'15.495
12	24.944	22.914	26.956	21.273	1'36.087	215,1	11:12'51.582
13	25.082	22.352	26.246	21.089	1'34.769C	215,6	11:14'26.351
14	26.043	22.856	28.001	23.987	1'40.887	216,0	11:16'07.238
15	24.917	22.444	26.335	21.030	1'34.726	215,6	11:17'41.964
16	24.823	22.597	26.480	5'13.290	6'27.190CP	215,1	11:24'09.154
17	4'43.407	23.491	26.882	22.479	5'56.259P	213,4	11:30'05.413
18	25.757	22.786	27.088	21.593	1'37.224	215,6	11:31'42.637
19	27.061	22.850	26.483	21.080	1'37.474	215,1	11:33'20.111
20	25.572	22.535	26.718	21.325	1'36.150	216,4	11:34'56.261
21	25.017	22.449	26.915	33.082	1'47.463	216,9	11:36'43.724
22	44.517	48.210	55.647	26.378	2'54.752	78,1	11:39'38.476
23	25.090	22.512	26.514	21.042	1'35.158	214,3	11:41'13.634
24	24.951	22.478	26.093	21.924	1'35.446	215,6	11:42'49.080
25	24.905	22.347	26.699			216,4	

19 VSR

Lap	Seg.1	Seg.2	Seg.3	Seg.4	Lap Time	km/h	Local Time
1		34.820	34.825	42.901		182,4	

22 Easy Race (1'34.429)

Lap	Seg.1	Seg.2	Seg.3	Seg.4	Lap Time	km/h	Local Time
1			28.438	31.920	24.113	206,1	
2	27.126	26.456	28.390	21.990	1'43.962	212,2	10:52'31.083

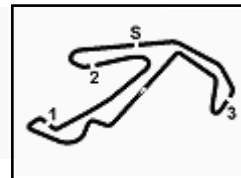
12 Audi Sport Italia (1'33.551)

Lap	Seg.1	Seg.2	Seg.3	Seg.4	Lap Time	km/h	Local Time
1		25.324	27.778	22.277		212,6	

03/05/2024

P = Pits In/Out - C = Lap Time Cancelled





ACI Racing Weekend Misano, 4-5 Maggio 2024

Campionato Italiano Gran Turismo Sprint - Analisi Tempi Libere 1

Misano Circuit Sic 58 4.226 m

2 / 11

3	26.324	23.517	28.332	21.664	1'39.837	214,3	10:54'10.920	16	42.265	24.371	31.477	10'06.653	11'44.766P	179,1	11:29'51.599
4	25.577	24.210	27.037	22.567	1'39.391	218,2	10:55'50.311	17	43.826	26.953	29.567	1'31.387	3'11.733P	211,4	11:33'03.332
5	24.843	23.092	27.003	24.336	1'39.274	219,1	10:57'29.585	18	43.216	23.377	26.741	1'23.665	2'56.999P	220,9	11:36'00.331
6	24.743	22.573	26.520	20.750	1'34.586C	219,1	10:59'04.171	19	45.062	50.714	59.421			81,3	
7	24.718	22.425	27.807	34.301	1'49.251P	221,3	11:00'53.422								
8	3'33.600	23.271	26.960	21.050	4'44.881P	217,3	11:05'38.303								
9	24.802	22.347	26.378	24.482	1'38.009	219,1	11:07'16.312								
10	24.629	22.411			1'36.883	218,6	11:08'53.195								
11	24.803	22.382	26.481	20.763	1'34.429	219,5	11:10'27.624								
12	25.892	22.778	26.503	20.881	1'36.054	219,5	11:12'03.678								
13	24.908	23.828	28.937	20.970	1'38.643	199,6	11:13'42.321								
14	25.569	23.395	27.011	32.765	1'48.740P	219,5	11:15'31.061								
15	3'40.865	23.148	26.844	42.748	5'13.605CP	217,7	11:20'44.666								
16	9'23.105	23.307	27.997	21.786	10'36.195P	218,2	11:31'20.861								
17	25.374	22.990	26.662	21.508	1'36.534	218,2	11:32'57.395								
18	25.271	22.829	26.751	21.059	1'35.910	218,2	11:34'33.305								
19	27.290	23.342	27.418	21.445	1'39.495	217,7	11:36'12.800								
20	31.103	47.320	59.066	37.650	2'55.139	80,2	11:39'07.939								
21	27.711	23.621	26.872	22.637	1'40.841	219,1	11:40'48.780								
22	25.347	22.690	26.500	21.220	1'35.757	217,7	11:42'24.537								
23	25.017	22.659	26.357	21.532	1'35.565	220,0	11:44'00.102								
24	25.345	22.966	26.386	21.074	1'35.771	218,6	11:45'35.873								

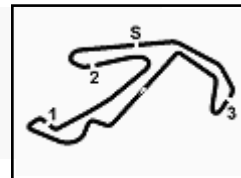
44 Ebimotors (1'36.703)							
Lap	Seg.1	Seg.2	Seg.3	Seg.4	Lap Time	km/h	Local Time
1		32.156	31.640	23.129		204,2	
2	26.407	23.942	28.647	22.112	1'41.108	215,1	10:51'26.154
3	27.288	23.904	26.918	21.511	1'39.621	215,6	10:53'05.775
4	25.808	23.012	27.051	21.404	1'37.275	216,0	10:54'43.050
5	25.541	22.906	26.830	21.426	1'36.703	216,0	10:56'19.753
6	27.143	23.178	31.858	41.336	2'03.515P	213,0	10:58'23.268
7	4'45.463	27.255	28.765	22.742	6'04.225P	211,8	11:04'27.493
8	26.644	24.073	28.327	35.602	1'54.646P	213,0	11:06'22.139
9	9'17.311	24.576	28.010	22.199	10'32.096P	210,9	11:16'54.235
10	26.990	23.601	27.402	21.872	1'39.865	213,9	11:18'34.100
11	4'37.955	26.480	31.003	38.919	6'14.357CP	207,3	11:24'48.457
12	4'34.607	24.589	30.348	22.547	5'52.091P	205,7	11:30'40.548
13	2'03.372	33.327	37.509	7'11.140	10'25.348P	163,4	11:41'05.896
14	1'16.725	28.070	30.827	43.646	2'59.268P	204,2	11:44'05.164
15	40.767	32.357	39.520	39.880	2'32.524P	157,4	11:46'37.688

23 Best Lap (1'33.971)							
Lap	Seg.1	Seg.2	Seg.3	Seg.4	Lap Time	km/h	Local Time
1		27.368	32.022	23.511		128,7	
2	30.182	27.841	31.497	23.729	1'53.249	193,5	10:52'20.818
3	28.009	25.994	30.976	22.987	1'47.966	148,1	10:54'08.784
4	26.527	26.900	29.721	33.380	1'56.528P	210,9	10:56'05.312
5	43.038	23.203	27.463	25.231	1'58.935P	216,4	10:58'04.247
6	24.673	22.327	26.029	20.966	1'33.995	218,2	10:59'38.242
7	24.658	22.130	26.172	20.950	1'33.910C	217,7	11:01'12.152
8	25.784	23.883	29.332	21.976	1'40.975	208,1	11:02'53.127
9	24.986	23.902	27.710	21.089	1'37.687	210,9	11:04'30.814
10	24.605	22.408	26.035	20.923	1'33.971	217,7	11:06'04.785
11	25.865	23.256	27.408	34.207	1'50.736P	218,6	11:07'55.521
12	44.304	23.660	26.787	21.707	7'36.120P	218,6	11:15'31.641
13	25.459	22.676	26.889	21.584	1'36.608	219,5	11:17'08.249
14	25.160	22.964	26.468	21.306	1'35.898	219,1	11:18'44.147
15	24.859	22.573	26.273	35.963	1'49.668CP	218,2	11:20'33.815
16	8'46.926	23.477	26.856	21.608	9'58.867P	216,9	11:30'32.682
17	25.822	23.062	26.872	21.092	1'36.848	217,3	11:32'09.530
18	25.752	24.819	27.715	24.795	1'43.081	218,2	11:33'52.611
19	24.833	22.616	27.415	24.582	1'39.446	218,6	11:35'32.057
20	24.940	22.347	33.500	44.228	2'05.015P	217,7	11:37'37.072

52 AF Corse (1'34.145)							
Lap	Seg.1	Seg.2	Seg.3	Seg.4	Lap Time	km/h	Local Time
1							
2	2'16.606	24.652	29.409	2'54.007	6'04.674P	200,7	10:52'26.084
3	44.756	23.348	27.030	22.269	1'57.403P	212,2	10:54'23.487
4	25.277	23.611	26.555	22.141	1'37.584	215,1	10:56'01.071
5	25.212	22.994	26.776	21.334	1'36.316	216,4	10:57'37.387
6	25.920	23.057	28.178	24.923	1'42.078	214,7	10:59'19.465
7	28.016	26.146	27.372	22.367	1'43.901	210,9	11:01'03.366
8	24.756	23.209	26.180	20.816	1'34.961	215,6	11:02'38.327
9	24.766	22.182	26.061	20.865	1'33.874C	215,6	11:04'12.201
10	25.846	23.117	27.227	24.236	1'40.426	216,0	11:05'52.627
11	25.577	23.741	26.072	24.877	1'40.267C	215,6	11:07'32.894
12	24.601	22.268	25.920	20.803	1'33.592C	216,4	11:09'06.486
13	25.415	23.433	26.089	24.366	1'39.303	216,0	11:10'45.789
14	24.574	22.623	26.084	20.864	1'34.145	215,6	11:12'19.934
15	24.588	22.314	28.278	2'35.513	3'50.693P	215,6	11:16'10.627
16	42.032	23.846	26.722	21.627	1'54.227P	213,9	11:18'04.854
17	25.290	22.519	26.190	21.861	1'35.860	215,6	11:19'40.714
18	27.348	25.824	35.940	1'20.205	2'49.317CP	155,4	11:22'30.031
19	6'14.014	23.598	26.562	21.353	7'25.527P	214,3	11:29'55.558
20	25.166	22.410	26.223	20.687	1'34.486	214,3	11:31'30.044
21	30.511	23.322	26.188	20.842	1'40.863	215,6	11:33'10.907
22	24.843	22.322	26.268	20.960	1'34.393	216,4	11:34'45.300
23	24.858	22.378	26.472	21.251	1'34.959	217,3	11:36'20.259
24	41.133	47.280	1'01.706	40.259	3'10.378P	66,3	11:39'30.637
25	40.780	23.101	26.649	21.028	1'51.558P	215,6	11:41'22.195
26	26.233	23.279	26.148	21.076	1'36.736	216,9	11:42'58.931
27	25.181	22.392	26.346	21.492	1'35.411C	216,4	11:44'34.342
28	24.766	22.474	26.009	21.360	1'34.609	217,3	11:46'08.951

28 Nova Race Events (1'36.524)							
Lap	Seg.1	Seg.2	Seg.3	Seg.4	Lap Time	km/h	Local Time
1							
2	59.318	31.300	32.658	25.633	2'28.909P	211,4	10:52'49.960
3	28.660	24.024	27.794	22.716	1'43.194	220,0	10:54'33.154
4	26.263	23.104	27.104	21.984	1'38.455	218,2	10:56'11.609
5	25.480	23.278	26.564	21.202	1'36.524	220,0	10:57'48.133
6	25.467	23.317	27.199	22.659	1'38.642	220,4	10:59'26.775
7	25.315	22.733	26.598	22.287	1'36.933	220,9	11:01'03.708
8	25.773	22.950	26.415	3'04.252	4'19.390P	220,9	11:05'23.098
9	43.250	25.241	28.421	22.884	1'59.796P	216,0	11:07'22.894
10	26.120	22.976	26.738	22.096	1'37.930	220,4	11:09'00.824
11	25.576	22.677	26.774	21.558	1'36.585	220,9	11:10'37.409
12	26.054	22.731	26.786	21.652	1'37.223	219,1	11:12'14.632
13	25.303	22.705	26.836	21.961	1'36.805	218,6	11:13'51.437
14	25.442	22.729	26.679	21.685	1'36.535	220,9	11:15'27.972
15	25.310	22.819	26.616	1'24.116	2'38.861P	220,9	11:18'06.833

54 Imperiale Sport Car Service (1'34.380)							
Lap	Seg.1	Seg.2	Seg.3	Seg.4	Lap Time	km/h	Local Time
1							
2	1'48.458	28.456	32.650	24.559	3'14.123P	180,6	10:50'42.424
3	29.755	27.428	31.604	23.623	1'52.410	182,1	10:52'34.834
4	28.767	24.882	28.376	1'32.856	2'54.881P	217,7	10:55'29.715
5	42.228	27.260	30.019	21.794	2'01.301P	199,6	10:57'31.016
6	25.722	23.493	27.255	22.041	1'38.511	217,7	10:59'09.527
7	25.941	22.957	26.461	21.263	1'36.622	218,2	11:00'46.149



ACI Racing Weekend Misano, 4-5 Maggio 2024

Campionato Italiano Gran Turismo Sprint - Analisi Tempi Libere 1

Misano Circuit Sic 58 4.226 m

3 / 11

8	25.169	22.747	27.182	21.408	1'36.506C	218,2	11:02'22.655	19	46.016	24.800	28.144	24.888	2'03.848P	216,0	11:31'27.298
9	24.993	22.549	27.506	21.642	1'36.690C	218,2	11:03'59.345	20	28.289	23.504	26.720	21.643	1'40.156	213,9	11:33'07.454
10	25.189	22.537	26.661	1'13.889	2'28.276P	219,1	11:06'27.621	21	25.159	22.584	26.413	22.772	1'36.928	216,9	11:34'44.382
11	41.855	23.545	26.581	21.169	1'53.150P	218,2	11:08'20.771	22	24.864	22.629	26.846	24.183	1'38.522	217,3	11:36'22.904
12	24.969	22.378	26.941	21.578	1'35.866	214,3	11:09'56.637	23	41.530	47.685	1'03.487	28.018	3'00.720	71,7	11:39'23.624
13	25.449	22.430	26.402	20.694	1'34.975	219,1	11:11'31.612	24	26.733	23.844	26.878	26.399	1'43.854	216,4	11:41'07.478
14	24.558	22.308	26.705	20.809	1'34.380	220,4	11:13'05.992	25	25.418	22.862	26.311	21.253	1'35.844	216,4	11:42'43.322
15	24.630	22.307	26.285	9'37.368	10'50.590CP	219,1	11:23'56.582	26	25.279	22.991	27.624	23.821	1'39.715	216,9	11:44'23.037
16	4'55.490	25.330	28.657	23.014	6'12.491P	214,7	11:30'09.073	27	25.178	22.611	26.318	21.257	1'35.364	216,9	11:45'58.401
17	27.593	23.577	27.560	22.037	1'40.767	216,4	11:31'49.840								
18	25.900	23.438	28.753	23.878	1'41.969	217,3	11:33'31.809								
19	25.857	23.124	31.406	22.854	1'43.241	213,0	11:35'15.050								
20	26.070	22.837	45.129	39.756	2'13.792	205,3	11:37'28.842								
21	43.849	47.264	30.433	22.739	2'23.925	211,4	11:39'52.767								
22	25.899	22.893	26.812	21.783	1'37.387	218,6	11:41'30.154								
23	25.867	22.904	27.460	22.409	1'38.640	217,3	11:43'08.794								
24	26.756	23.174	27.590	24.023	1'41.543	217,3	11:44'50.337								
25	26.550	23.350	28.281	22.709	1'40.890	218,2	11:46'31.227								

63 VSR (1'34.084)

Lap	Seg.1	Seg.2	Seg.3	Seg.4	Lap Time	km/h	Local Time
1		28.495	33.422	26.637		184,0	
2	29.076	25.830	29.933	23.900	1'48.739	213,4	10:52'28.836
3	27.535	23.837	27.671	23.004	1'42.047	217,7	10:54'10.883
4	30.154	27.228	29.675	22.151	1'49.208	205,3	10:56'00.091
5	25.816	22.983	26.776	32.450	1'48.025P	219,1	10:57'48.116
6	10'40.673	25.749	27.504	22.171	11'56.097P	220,0	11:09'44.213
7	25.290	23.036	27.669	22.465	1'38.460	219,5	11:11'22.673
8	24.594	22.252	26.229	21.009	1'34.084	219,1	11:12'56.757
9	25.878	22.672	26.370	21.254	1'36.174	220,9	11:14'32.931
10	24.882	22.456	29.823	38.570	1'55.731P	221,8	11:16'28.662

55 Nova Race Events (1'33.905)

Lap	Seg.1	Seg.2	Seg.3	Seg.4	Lap Time	km/h	Local Time
1							
2	1'01.613	28.998	35.011	26.030	2'31.652P	213,9	10:51'56.110
3	30.570	26.268	31.865	28.201	1'56.904	214,7	10:53'53.014
4	26.813	24.628	29.423	22.002	1'42.866	217,3	10:55'35.880
5	27.597	23.921	29.613	2'50.519	4'11.650P	218,6	10:59'47.530
6	42.196	23.426	27.141	21.134	1'53.897P	220,9	11:01'41.427
7	26.740	24.055	26.428	20.999	1'38.222	221,8	11:03'19.649
8	25.479	22.722	26.188	21.433	1'35.822	221,8	11:04'55.471
9	25.009	22.215	26.100	20.699	1'34.023	222,2	11:06'29.494
10	24.753	22.300	26.135	21.439	1'34.627	222,2	11:08'04.121
11	25.117	22.995	26.237	3'01.938	4'16.287P	223,1	11:12'20.408
12	40.440	22.924	26.392	21.319	1'51.075P	223,6	11:14'11.483
13	24.773	22.278	26.068	20.786	1'33.905	222,2	11:15'45.388
14	25.858	22.451	26.558	22.084	1'36.951	220,9	11:17'22.339
15	24.834	22.253			12'25.094CP	220,9	11:29'47.433
16	42.446	22.984	26.703	23.054	1'55.187P	220,4	11:31'42.620
17	26.307	22.356	26.001	21.182	1'35.846	221,8	11:33'18.466
18	25.465	22.455	26.327	21.084	1'35.331	221,3	11:34'53.797
19	24.958	22.474	26.131	6'25.424	7'38.987P	222,2	11:42'32.784
20	42.477	23.163	26.740	23.134	1'55.514P	221,8	11:44'28.298
21	25.093	22.408	26.119		222,7		

66 VSR (1'36.428)

Lap	Seg.1	Seg.2	Seg.3	Seg.4	Lap Time	km/h	Local Time
1		23.977	28.274	21.955		216,4	
2	25.456	22.961	26.659	21.713	1'36.789	219,1	10:49'13.716
3	25.651	23.150	26.606	21.021	1'36.428	221,3	10:50'50.144
4	24.964	23.613	27.740	21.757	1'38.074	220,4	10:52'28.218
5	28.629	25.938	29.664	37.385	2'01.616P	220,0	10:54'29.834

74 Rossocorsa Racing (1'34.714)

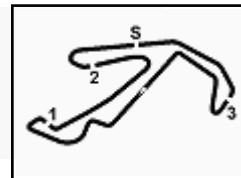
Lap	Seg.1	Seg.2	Seg.3	Seg.4	Lap Time	km/h	Local Time
1							
2	48.009	28.860	29.217	23.321	2'09.407P	214,7	10:57'55.637
3	26.462	23.588	27.794	22.292	1'40.136	218,6	10:59'35.773
4	25.174	22.951	26.439	21.626	1'36.190	219,5	11:01'11.963
5	28.569	26.875	30.525	22.769	1'48.738	196,0	11:03'00.701
6	24.910	22.690	26.511	21.633	1'35.744	218,6	11:04'36.445
7	24.812	22.647	26.192	21.063	1'34.714	219,1	11:06'11.159
8	25.190	23.512	27.307	20'51.293	22'07.302P	220,4	11:28'18.461
9	1'11.542	27.535	32.276	29.073	2'40.426P	210,1	11:30'58.887
10	31.519	24.953	28.845	24.215	1'49.532	214,7	11:32'48.419
11	29.004	24.283	28.156	23.074	1'44.517	216,9	11:34'32.936
12	27.399	24.240	29.302	22.906	1'43.847	216,4	11:36'16.783
13	37.830	47.169	59.483	35.251	2'59.733	81,3	11:39'16.516
14	29.471	24.198	27.649	22.807	1'44.125	217,3	11:41'00.641
15	26.395	23.556	28.268	22.588	1'40.807	216,0	11:42'41.448
16	26.025	23.803	27.402	21.911	1'39.141	217,3	11:44'20.589
17	26.301	24.925	27.055	22.261	1'40.542	217,7	11:46'01.131

75 Colavita Leonardo (1'34.350)

Lap	Seg.1	Seg.2	Seg.3	Seg.4	Lap Time	km/h	Local Time
1							
2	47.084	30.619	30.476	1'31.638	3'19.817P	197,1	10:54'50.592
3	1'03.691	26.545	28.199	22.448	2'20.883P	214,7	10:57'11.475
4	26.153	23.895	26.655	21.364	1'38.067	216,0	10:58'49.542
5	24.773	22.840	28.587	23.203	1'39.403	214,7	11:00'28.945
6	25.243	22.536	26.382	21.186	1'35.347C	216,0	11:02'04.292
7	24.704	22.530	26.307	21.219	1'34.760	215,6	11:03'39.052
8	24.760	22.371	26.256	20.963	1'34.350	215,6	11:05'13.402
9	25.193	23.620	27.280	4'50.938	6'07.031P	216,9	11:11'20.433
10	49.500	24.769	28.353	22.953	2'05.575P	215,1	11:13'26.008

03/05/2024

P = Pits In/Out - C = Lap Time Cancelled



ACI Racing Weekend Misano, 4-5 Maggio 2024

Campionato Italiano Gran Turismo Sprint - Analisi Tempi Libere 1

Misano Circuit Sic 58 4.226 m

4 / 11

11	26.144	23.155	27.231	22.525	1'39.055	215,6	11:15'05.063	20	25.399	22.339	26.244	21.054	1'35.036	219,5	11:32'24.211
12	25.454	22.741	26.758	21.800	1'36.753	215,6	11:16'41.816	21	25.871	22.786	26.254	21.888	1'36.799	220,9	11:34'01.010
13	25.693	22.981	27.146	22.109	1'37.929	215,6	11:18'19.745	22	25.796	23.394	28.428	20.966	1'38.584	221,3	11:35'39.594
14	26.077	23.524	26.878	22.307	1'38.786C	215,1	11:19'58.531	23	25.453	22.324	49.750	38.326	2'15.853	103,9	11:37'55.447
15	43.558	37.894	44.675	6'51.577	8'57.704P		11:28'56.235	24	45.461	42.059	27.588	21.407	2'16.515	216,9	11:40'11.962
16	43.088	24.311	28.523	24.963	2'00.885P		11:30'57.120	25	24.709	22.334	25.897	20.770	1'33.710	220,9	11:41'45.672
17	27.259	23.982	28.567	22.723	1'42.531		11:32'39.651	26	24.967	22.686	25.969	20.742	1'34.364	220,9	11:43'20.036
18	27.106	23.115	26.993	22.077	1'39.291		11:34'18.942	27	24.785	22.023	26.201	23.409	1'36.418	220,4	11:44'56.454
19	25.716	23.251	27.568	21.780	1'38.315		11:35'57.257	28	24.960	22.009	27.080	22.790	1'36.839	220,9	11:46'33.293
20	28.964	47.597	1'01.240	39.655	2'57.456		11:38'54.713								
21	34.092	23.157	26.978	22.160	1'46.387		11:40'41.100								
22	26.260	22.777	26.872	21.731	1'37.640		11:42'18.740								
23	26.139	24.349	27.810	24.422	1'42.720		11:44'01.460								
24	26.724	22.942	26.892	22.984	1'39.542		11:45'41.002								

88 AF Corse (1'33.388)

Lap	Seg.1	Seg.2	Seg.3	Seg.4	Lap Time	km/h	Local Time
1							
2	2'00.055	24.226	27.236	21.917	3'13.434P	215,6	10:49'32.263
3	25.432	22.837	26.191	21.496	1'35.956	216,9	10:51'08.219
4	24.673	22.527	27.557	22.764	1'37.521	216,9	10:52'45.740
5	26.190	23.124	26.432	23.989	1'39.735	218,2	10:54'25.475
6	24.831	22.570	26.384	23.301	1'37.086	218,2	10:56'02.561
7	24.791	22.375	26.547	21.497	1'35.210	217,7	10:57'37.771
8	25.760	23.138	27.462	21.887	1'38.247	218,2	10:59'16.018
9	24.972	22.272	26.041	21.237	1'34.522	217,7	11:00'50.540
10	24.998	22.209	26.008	21.692	1'34.907	218,2	11:02'25.447
11	24.857	22.302	26.091	21.404	1'34.654	218,2	11:04'00.101
12	25.137	22.153	26.575	21.370	1'35.235	218,6	11:05'35.336
7	25.393	22.652	26.608	21.522	1'36.175	219,5	11:07'09.910
9	25.150	22.393	26.460	21.171	1'35.174	218,6	11:05'25.845
10	27.946	25.226	28.769	2'31.162	3'53.103P	216,4	11:09'18.948
11	42.111	23.275	26.779	21.724	1'53.889P	217,7	11:11'12.837
12	25.836	22.697	26.404	21.533	1'36.470	218,2	11:12'49.307
13	25.278	22.194	26.240	22.394	1'36.106C	219,1	11:14'25.413
14	25.489	22.419	26.326	21.070	1'35.304	220,0	11:16'00.717
15	25.367	22.341	26.263	21.283	1'35.254	219,1	11:17'35.971
16	25.243	22.597	27.413	21.715	1'36.968	219,5	11:19'12.939
17	25.312	22.494	36.457	11'53.052	13'17.315P	193,2	11:32'30.254
18	42.028	23.313	27.525	22.229	1'55.095P	216,9	11:34'25.349
19	28.669	24.599	27.337	22.272	1'42.877	217,7	11:36'08.226
20	26.827	49.134	1'02.352	39.911	2'58.224	76,9	11:39'06.450
21	28.913	23.346	27.015	21.600	1'40.874	220,4	11:40'47.324
22	25.743	22.825	26.579	21.294	1'36.441	218,6	11:42'23.765
23	25.197	22.478	26.191	21.568	1'35.434	220,9	11:43'59.199
24	28.446	22.804	26.831		220,9		

77 Nova Race Events (1'35.174)

Lap	Seg.1	Seg.2	Seg.3	Seg.4	Lap Time	km/h	Local Time
1							
2	1'09.758	29.612	32.882	24.080	2'36.332P	198,9	10:52'03.749
3	27.918	24.294	30.199	1'47.837	3'10.248P	215,1	10:55'13.997
4	48.587	25.407	30.324	22.491	2'06.809P	218,6	10:57'20.806
5	26.071	22.994	26.781	21.840	1'37.686	218,6	10:58'58.492
6	25.924	22.571	26.671	21.549	1'36.715	219,5	11:00'35.207
7	25.321	22.653	28.094	23.221	1'39.289	220,4	11:02'14.496
8	25.393	22.652	26.608	21.522	1'36.175	219,5	11:03'50.671
9	25.150	22.393	26.460	21.171	1'35.174	218,6	11:05'25.845
10	27.946	25.226	28.769	2'31.162	3'53.103P	216,4	11:09'18.948
11	42.111	23.275	26.779	21.724	1'53.889P	217,7	11:11'12.837
12	25.836	22.697	26.404	21.533	1'36.470	218,2	11:12'49.307
13	25.278	22.194	26.240	22.394	1'36.106C	219,1	11:14'25.413
14	25.489	22.419	26.326	21.070	1'35.304	220,0	11:16'00.717
15	25.367	22.341	26.263	21.283	1'35.254	219,1	11:17'35.971
16	25.243	22.597	27.413	21.715	1'36.968	219,5	11:19'12.939
17	25.312	22.494	36.457	11'53.052	13'17.315P	193,2	11:32'30.254
18	42.028	23.313	27.525	22.229	1'55.095P	216,9	11:34'25.349
19	28.669	24.599	27.337	22.272	1'42.877	217,7	11:36'08.226
20	26.827	49.134	1'02.352	39.911	2'58.224	76,9	11:39'06.450
21	28.913	23.346	27.015	21.600	1'40.874	220,4	11:40'47.324
22	25.743	22.825	26.579	21.294	1'36.441	218,6	11:42'23.765
23	25.197	22.478	26.191	21.568	1'35.434	220,9	11:43'59.199
24	28.446	22.804	26.831		220,9		

97 Fach Auto Tech (1'33.428)

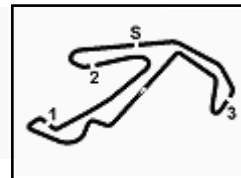
Lap	Seg.1	Seg.2	Seg.3	Seg.4	Lap Time	km/h	Local Time
1							
2	2'24.876	25.160	28.034	52.491	4'10.561P	206,5	10:49'47.451
3	57.857	23.777	27.120	21.972	2'10.726P	213,0	10:51'58.177
4	26.172	22.896	26.367	21.917	1'37.352	220,0	10:50'13.861
3	25.364	22.377	27.964	21.379	1'37.084	220,0	10:51'50.945
5	25.203	22.409	26.228	21.172	1'35.012	220,9	10:53'25.957
6	25.486	23.155	26.241	21.090	1'35.972	221,3	10:55'01.929
7	25.351	22.326	26.209	21.009	1'34.895	219,5	10:56'36.824
8	24.875	22.286	26.804	3'23.175	4'37.140P	220,4	11:01'13.964
9	40.849	22.561	26.227	20.849	1'50.486P	220,0	11:03'04.450
10	24.862	22.222	26.429	21.111	1'34.624	220,9	11:04'39.074
11	25.082	22.270	26.071	20.756	1'34.179	220,0	11:06'13.253
12	24.774	22.554	26.752	21.606	1'35.686	220,9	11:07'48.939
13	24.925	22.164	26.012	20.764	1'33.865	220,4	11:09'22.804
14	25.032	22.704	27.407	2'57.984	4'13.127P	220,0	11:13'35.931
15	44.141	23.763	27.004	25.433	2'00.341P	219,5	11:15'36.272
16	25.177	22.538	26.371	21.465	1'35.551	220,0	11:17'11.823
17	26.031	22.952	26.679	21.654	1'37.316	220,9	11:18'49.139
18	25.013	22.237	26.741	8'46.409	10'00.400P	220,4	11:28'49.539
19	46.273	24.061	27.810	21.492	1'59.636P	214,3	11:30'49.175
20							

03/05/2024

P = Pits In/Out - C = Lap Time Cancelled

Powered by FICr PERUGIA TIMING




ACI Racing Weekend Misano, 4-5 Maggio 2024
Campionato Italiano Gran Turismo Sprint - Analisi Tempi Libere 1

Misano Circuit Sic 58.4.226 m

5 / 11

21	46.552	24.458	28.294	22.073	2'01.377P	212,2	11:31'08.030	23	30.225	24.560	28.030	22.669	1'45.484	220,9	11:40'53.442
22	28.021	23.143	26.879	22.307	1'40.350	213,0	11:32'48.380	24	27.134	23.503	27.667	22.497	1'40.801	222,2	11:42'34.243
23	26.019	23.019	26.985	21.211	1'37.234	214,7	11:34'25.614	25	27.438	23.309	28.035	22.688	1'41.470	219,1	11:44'15.713
24	26.310	22.986	27.300	21.162	1'37.758	215,1	11:36'03.372	26	27.670	23.504	28.742	22.340	1'42.256	222,2	11:45'57.969
25	27.154	47.651	1'00.334	38.926	2'54.065	80,0	11:38'57.437								
26	32.664	23.161	26.634	21.279	1'43.738	214,7	11:40'41.175								
27	25.172	22.587	26.591	21.829	1'36.179	213,0	11:42'17.354								
28	24.904	22.452	26.421	21.047	1'34.824	215,1	11:43'52.178								
29	25.064	22.459	27.420	21.410	1'36.353	215,1	11:45'28.531								

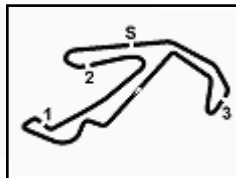
106 Pollini Giacomo (1'37.316)							
Lap	Seg.1	Seg.2	Seg.3	Seg.4	Lap Time	km/h	Local Time
1		29.879	32.418	24.068		206,9	
2	27.297	24.170	27.623	22.394	1'41.484	210,9	10:54'04.173
3	26.246	23.631	27.215	21.900	1'38.992	213,0	10:55'43.165
4	25.855	23.113	27.201	22.104	1'38.273	212,6	10:57'21.438
5	26.050	23.161	26.894	21.777	1'37.882	213,4	10:58'59.320
6	26.260	23.625	26.942	21.697	1'38.524	215,1	11:00'37.844
7	27.268	23.372	27.352	21.845	1'39.837	213,4	11:02'17.681
8	25.931	23.508	26.974	21.863	1'38.276	214,3	11:03'55.957
9	26.020	23.304	26.795	21.951	1'38.070C	215,1	11:05'34.027
10	25.955	23.161	26.894	21.605	1'37.615	214,3	11:07'11.642
11	25.795	23.027	26.898	21.757	1'37.477	214,3	11:08'49.119
12	26.117	23.038	26.916	21.833	1'37.904	215,1	11:10'27.023
13	25.962	23.636	27.667	21.920	1'39.185	212,2	11:12'06.208
14	26.012	22.959	27.047	21.841	1'37.859	214,7	11:13'44.067
15	27.703	24.481	28.238	37.381	1'57.803P	213,9	11:15'41.870
16	2'17.410	25.765	27.505	21.965	3'32.645P	214,3	11:19'14.515
17	26.081	24.731	37.638	1'02.733	2'31.183P		11:21'45.698
18	7'20.414	24.923	27.197	23.901	8'36.435P		11:30'22.133
19	26.486	23.999	26.832	21.715	1'39.032		11:32'01.165
20	25.769	23.059	26.844	21.644	1'37.316		11:33'38.481
21	26.437	23.035	27.391	21.443	1'38.306		11:35'16.787
16	24.541	22.200	26.127	20.911	1'33.779	218,2	11:16'17.544
17	25.546	22.550	27.684	31.075	1'46.855P	217,3	11:18'04.399
18	10'49.726	25.262	28.336	21.952	12'05.276P	213,4	11:30'09.675
19	27.347	23.492	27.580	22.644	1'41.063	217,3	11:31'50.738
20	25.475	23.193	27.564	21.969	1'38.201	219,1	11:33'28.939
21	25.058	22.495	27.279	21.380	1'36.212	216,9	11:35'05.151
22	25.021	22.403	26.960	38.973	1'53.357P	197,8	11:36'58.508
23	2'52.088	24.091	26.995	23.016	4'06.190P	216,0	11:41'04.698
24	25.164	22.446	26.890	23.698	1'38.198	217,7	11:42'42.896
25	24.959	22.998	26.292	21.943	1'36.192	216,9	11:44'19.088
26	25.396	22.770	27.188	36.549	1'51.903P	218,6	11:46'10.991

99 Audi Sport Italia (1'33.761)							
Lap	Seg.1	Seg.2	Seg.3	Seg.4	Lap Time	km/h	Local Time
1		24.390	27.726	21.957		213,9	
2	26.086	23.854	28.021	22.708	1'40.669	217,3	10:51'51.982
3	25.951	23.206	26.447	21.179	1'36.783	217,3	10:53'28.765
4	24.843	22.814	26.378	21.016	1'35.051	217,3	10:55'03.816
5	26.385	22.918	26.320	21.043	1'36.666	217,3	10:56'40.482
6	24.769	22.364	26.409	33.827	1'47.369P	217,7	10:58'27.851
7	2'12.450	22.908	26.458	21.165	3'22.981P	216,0	11:01'50.832
8	24.665	22.215	26.137	20.891	1'33.908	217,3	11:03'24.740
9	25.617	22.703	26.475	21.443	1'36.238	216,9	11:05'00.978
10	24.680	22.536	26.724	21.736	1'35.676	217,7	11:06'36.654
11	26.260	22.591	26.369	23.910	1'39.130	217,3	11:08'15.784
12	24.732	22.727	26.891	23.936	1'38.286	216,9	11:09'54.070
13	24.551	22.310	26.157	20.743	1'33.761	217,7	11:11'27.831
14	25.142	23.338	26.531	20.989	1'36.000	216,4	11:13'03.831
15	24.541	22.534	26.532	26.327	1'39.934	217,7	11:14'43.765
16	24.541	22.200	26.127	20.911	1'33.779	218,2	11:16'17.544
17	25.546	22.550	27.684	31.075	1'46.855P	217,3	11:18'04.399
18	10'49.726	25.262	28.336	21.952	12'05.276P	213,4	11:30'09.675
19	27.347	23.492	27.580	22.644	1'41.063	217,3	11:31'50.738
20	25.475	23.193	27.564	21.969	1'38.201	219,1	11:33'28.939
21	25.058	22.495	27.279	21.380	1'36.212	216,9	11:35'05.151
22	25.021	22.403	26.960	38.973	1'53.357P	197,8	11:36'58.508
23	2'52.088	24.091	26.995	23.016	4'06.190P	216,0	11:41'04.698
24	25.164	22.446	26.890	23.698	1'38.198	217,7	11:42'42.896
25	24.959	22.998	26.292	21.943	1'36.192	216,9	11:44'19.088
26	25.396	22.770	27.188	36.549	1'51.903P	218,6	11:46'10.991

108 Best Lap (1'39.754)							
Lap	Seg.1	Seg.2	Seg.3	Seg.4	Lap Time	km/h	Local Time
1							
2	1'12.781	26.709	33.021	26.630	2'39.141P	208,5	10:51'30.558
3	28.590	25.307	30.593	24.111	1'48.601	213,9	10:53'19.159
4	27.531	23.771	28.943	22.543	1'42.788	215,6	10:55'01.947
5	27.816	24.019	28.575	23.494	1'43.904	216,0	10:56'45.851
6	26.574	23.976	28.138	22.528	1'41.216	214,3	10:58'27.067
7	26.428	23.512	28.126	37.026	1'55.092P	214,3	11:00'22.159
8					9.773P		11:00'31.932
9	2'32.428	24.433	29.009	22.786	3'48.656P	214,3	11:04'20.588
10	26.600	23.552	27.810	22.379	1'40.341	214,7	11:06'00.929
11	31.153	25.540	28.453	22.923	1'48.069	214,7	11:07'48.998
12	26.649	23.571	28.009	22.543	1'40.772	213,9	11:09'29.770
13	26.645	23.813	27.619	22.159	1'40.236	215,1	11:11'10.006
14	29.848	27.085	32.054	44.100	2'13.087P	181,5	11:13'23.093
15					2'24.198P		11:15'47.291
16	49.736	26.097	30.368	24.663	2'10.864P	211,8	11:17'58.155
17	27.713	23.713	28.251	24.293	1'43.970	214,3	11:19'42.125
18	27.558	26.819	38.344	1'27.215	2'59.936CP	141,9	11:22'42.061
19	6'42.897	24.543	28.942	22.700	7'59.082P	215,1	11:30'41.143
20	28.132	23.750	27.927	22.176	1'41.985	208,5	11:32'23.128
21	26.564	23.479	27.440	22.271	1'39.754	215,1	11:34'02.882
22	26.331	23.369	31.803	23.328	1'44.831	206,9	11:35'47.713
23	29.935	47.149	1'01.701	39.851	2'58.636	76,8	11:38'46.349
24	36.104	25.181	27.614	22.204	1'51.103	213,9	11:40'37.452
25	26.626	23.274	27.644	22.931	1'40.475	210,9	11:42'17.927
26	26.614	23.367	27.646	22.669	1'40.296	211,8	11:43'58.223

03/05/2024

P = Pits In/Out - C = Lap Time Cancelled


ACI Racing Weekend Misano, 4-5 Maggio 2024
Campionato Italiano Gran Turismo Sprint - Analisi Tempi Libere 1

Misano Circuit Sic 58.4.226 m

6 / 11

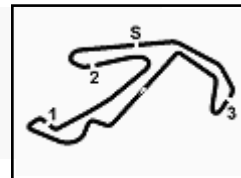
Lap	Seg.1	Seg.2	Seg.3	Seg.4	Lap Time	km/h	Local Time
27	31.777	24.468	29.982	50.156	2'16.383P	208,1	11:46'14.606
109 DL Racing (1'37.080)							
1		29.101	32.849	25.126		188,2	
2	28.231	24.346	28.032	22.816	1'43.425	213,0	10:50'17.485
3	26.708	23.488	28.026	22.294	1'40.516	213,4	10:51'58.001
4	26.891	23.410	27.591	22.147	1'40.039	213,4	10:53'38.040
5	26.208	23.134	27.202	22.091	1'38.635	214,7	10:55'16.675
6	26.139	23.166	28.618	23.607	1'41.530	215,1	10:56'58.205
7	28.751	23.747	28.157	33.032	1'53.687P	214,7	10:58'51.892
8	2'12.636	24.452	27.757	22.108	3'26.953P	213,4	11:02'18.845
9	25.676	23.319	27.156	21.927	1'38.078	214,3	11:03'56.923
10	25.814	23.381	26.956	21.742	1'37.893	214,7	11:05'34.816
11	26.002	23.180	26.880	22.264	1'38.326	215,6	11:07'13.142
12	26.745	23.343	27.681	23.101	1'40.870	215,1	11:08'54.012
13	25.637	23.031	26.859	21.698	1'37.225	215,1	11:10'31.237
14	25.771	22.915	26.851	21.745	1'37.282	215,6	11:12'08.519
15	25.907	23.109	27.065	27.804	1'43.885	215,1	11:13'52.404
16	26.376	23.151	26.956	22.419	1'38.902	216,0	11:15'31.306
17	26.343	23.114	27.010	21.936	1'38.403	216,0	11:17'09.709
18	26.042	23.509	27.812	23.097	1'40.460	216,0	11:18'50.169
19	25.699	23.011	28.519	42.466	1'59.695CP	215,6	11:20'49.864
20	7'57.181	24.571	29.106	24.334	9'15.192P	213,9	11:30'05.056
21	26.522	23.282	27.047	22.023	1'38.874	215,1	11:31'43.930
22	27.584	22.962	26.802	21.670	1'39.018	216,4	11:33'22.948
23	26.015	22.890	30.168	33.196	1'52.269P	212,6	11:35'15.217
24	5'31.013	23.545	27.133	22.139	6'43.830P	215,1	11:41'59.047
25	25.724	22.973	26.874	21.509	1'37.080	216,4	11:43'36.127
26	25.486	23.074	26.801	21.612	1'36.973C	216,9	11:45'13.100
123 LEMA Racing (1'38.037)							
Lap	Seg.1	Seg.2	Seg.3	Seg.4	Lap Time	km/h	Local Time
1							
2	55.299	28.102	33.537	25.786	2'22.724P	185,2	10:47'40.458
3	28.809	26.507	31.483	22.976	1'49.775	186,2	10:49'30.233
4	27.103	24.443	35.987	6'56.432	8'23.965P	189,8	10:57'54.198
5	46.249	25.472	29.222	23.094	2'04.037P	210,1	10:59'58.235
6	26.591	23.604	27.724	22.069	1'39.988	214,7	11:01'38.223
7	27.306	23.457	27.630	22.288	1'40.681	213,9	11:03'18.904
8	26.846	23.467	28.808	3'24.626	4'43.747P	213,4	11:08'02.651
9	44.292	24.066	27.793	23.907	2'00.058P	213,4	11:10'02.709
10	27.572	23.529	27.588	21.899	1'40.588	214,7	11:11'43.297
11	26.152	23.632	27.333	21.753	1'38.870	215,1	11:13'22.167
12	26.096	23.152	27.204	21.670	1'38.122	215,6	11:15'00.289
13	25.809	23.077	27.210	21.941	1'38.037	215,6	11:16'38.326
14	25.990	23.149	27.855	11'18.697	12'35.691P	216,4	11:29'14.017
15	47.793	26.745	31.999	27.780	2'14.317P	210,1	11:31'28.334
16	31.398	25.779	28.749	23.754	1'49.680	212,6	11:33'18.014
17	29.232	24.507	8'55.681	1'00.682	10'50.102P		11:44'08.116
18	47.517	26.650	33.196	24.586	2'11.949P	208,9	11:46'20.065
133 SP Racing Team (1'37.536)							
Lap	Seg.1	Seg.2	Seg.3	Seg.4	Lap Time	km/h	Local Time
1		37.903	44.958	28.247		125,9	
2	33.568	31.007	36.506	24.229	2'05.310	144,6	10:51'44.677
3	29.032	31.888	34.551	36.909	2'12.380P	171,7	10:53'57.057
4	5'55.938	29.016	27.078	27.069	7'19.101P	213,4	11:01'16.158
5	26.189	22.871	26.799	22.091	1'37.950	215,1	11:02'54.108
6	25.971	23.633	26.883	21.673	1'38.160	216,0	11:04'32.268
7	25.835	23.071	27.082	21.618	1'37.606	216,0	11:06'09.874
8	25.876	23.603	27.374	33.935	1'50.788P	215,6	11:08'00.662
9	5'59.046	23.427	27.147	21.718	7'11.338P	213,0	11:15'12.000
10	25.747	23.190	26.876	21.723	1'37.536	214,3	11:16'49.536
11	25.892	23.071	26.920	21.629	1'37.512C	215,1	11:18'27.048
12	25.724	22.990	26.969	22.826	1'38.509C	215,1	11:20'05.557
13	39.707	36.864	44.789	1'18.022	3'19.382CP	120,9	11:23'24.939
14	6'29.295	25.628	30.836	24.255	7'50.014P	208,9	11:31'14.953
15	28.040	24.204	28.085	24.004	1'44.333	213,4	11:32'59.286
16	27.118	23.821	27.722	22.944	1'41.605	214,3	11:34'40.891
17	26.860	25.627	28.737	24.706	1'45.930	214,7	11:36'26.821
121 MM Motorsport (1'39.104)							
Lap	Seg.1	Seg.2	Seg.3	Seg.4	Lap Time	km/h	Local Time

03/05/2024

P = Pits In/Out - C = Lap Time Cancelled

Powered by FICr PERUGIA TIMING





ACI Racing Weekend Misano, 4-5 Maggio 2024

Campionato Italiano Gran Turismo Sprint - Analisi Tempi Libere 1

Misano Circuit Sic 58.4.226 m

7 / 11

18	43.653	47.828	1'00.166	27.357	2'59.004	79,4	11:39'25.825
19	27.387	24.816	29.877	24.283	1'46.363	213,9	11:41'12.188
20	27.839	23.848	27.914	22.992	1'42.593	215,1	11:42'54.781
21	27.342	23.838	29.522	25.500	1'46.202	206,1	11:44'40.983
22	29.634	23.853	28.133	23.585	1'45.205	214,3	11:46'26.188

169 Raptor Engineering (1'37.645)							
Lap	Seg.1	Seg.2	Seg.3	Seg.4	Lap Time	km/h	Local Time
1							
2	2'26.545	24.949	29.671	23.917	3'45.082P	198,9	10:50'14.874
3	26.356	23.286	27.130	21.882	1'38.654	215,6	10:51'53.528
4	26.535	23.515	27.201	22.034	1'39.285	215,6	10:53'32.813
5	26.006	23.102	27.214	22.555	1'38.877	216,0	10:55'11.690
6	27.323	24.027	27.387	5'34.195	6'52.932P	216,4	11:02'04.622
7	44.472	24.113	27.785	22.472	1'58.842P	213,9	11:04'03.464
8	26.022	22.965	27.037	21.621	1'37.645	216,0	11:05'41.109
9	25.832	23.443	27.636	22.055	1'38.966	215,1	11:07'20.075
10	26.188	22.976	27.285	21.762	1'38.211	213,4	11:08'58.286
11	26.195	22.968	27.338	22.155	1'38.656	215,6	11:10'36.942
12	31.014	26.513	30.057	5'52.030	7'19.614P	209,7	11:17'56.556
13	49.372	25.137	28.531	24.965	2'08.005CP	210,9	11:20'04.561
14	38.632	37.960	44.833	6'41.112	8'42.537P	127,8	11:28'47.098
15	48.337	26.938	29.123	26.392	2'10.790P	212,6	11:30'57.888
16	29.185	24.579	28.281	23.527	1'45.572	213,4	11:32'43.460
17	26.732	24.139	28.169	22.616	1'41.656	214,7	11:34'25.116
18	27.435	24.696	28.196	22.949	1'43.276	213,4	11:36'08.392
19	27.425	49.631	1'01.682	39.913	2'58.651	74,0	11:39'07.043
20	30.202	24.518	27.962	23.079	1'45.761	215,6	11:40'52.804
21	26.741	23.769	27.789	22.538	1'40.837	216,0	11:42'33.641
22	26.605	23.554	28.814	22.554	1'41.527	212,6	11:44'15.168
23	27.291	23.625	27.777	22.738	1'41.431	214,7	11:45'56.599

155 Milner Christopher (1'37.585)							
Lap	Seg.1	Seg.2	Seg.3	Seg.4	Lap Time	km/h	Local Time
1		29.856	36.783	45.055		193,9	
2	1'45.040	26.384	33.688	25.812	3'10.924P	194,9	10:53'19.440
3	31.595	27.886	32.525	24.694	1'56.700	201,9	10:55'16.140
4	30.016	26.402	32.581	23.701	1'52.700	207,7	10:57'08.840
5	29.934	23.963	28.169	22.143	1'44.209	225,0	10:58'53.049
6	26.474	22.708	26.785	21.618	1'37.585	226,4	11:00'30.634
7	27.679	29.653	29.514	34.620	2'01.466P	225,5	11:02'32.100
8	3'57.719	33.032	33.689	27.694	5'32.134P	216,9	11:08'04.234
9	32.445	25.869	30.990	27.067	1'56.371	218,6	11:10'00.605
10	30.679	25.082	29.211	24.358	1'49.330	220,0	11:11'49.935
11	30.281	24.201	28.303	23.455	1'46.240	220,9	11:13'36.175
12	27.819	23.531	27.760	23.236	1'42.346	223,6	11:15'18.521
13	29.803	24.260	28.307	23.079	1'45.449	223,1	11:17'03.970
14	28.242	25.888	28.809	24.942	1'47.881	222,2	11:18'51.851
15	28.117	23.913	32.713	55.756	2'20.499CP	204,2	11:21'12.350
16	10'06.072	26.608	28.977	23.757	11'25.414P	219,5	11:32'37.764
17	30.753	26.345	30.419	23.363	1'50.880	193,5	11:34'28.644
18	29.490	24.431	32.223	23.724	1'49.868	197,8	11:36'18.512
19	38.105	46.772	59.565	32.758	2'57.200	79,2	11:39'15.712
20	34.164	26.621	27.932	24.549	1'53.266	223,6	11:41'08.978
21	27.055	25.197	28.248	23.173	1'43.673	222,2	11:42'52.651
22	27.235	23.465	27.605	23.175	1'41.480	223,1	11:44'34.131
23	29.909	23.230	28.901	24.090	1'46.130	222,7	11:46'20.261

172 DL Racing (1'37.142)							
Lap	Seg.1	Seg.2	Seg.3	Seg.4	Lap Time	km/h	Local Time
1		29.255	33.085	39.785		197,4	
2	58.007	25.988	29.839	24.123	2'17.957P	212,2	10:51'09.490
3	26.797	24.260	28.445	22.691	1'42.193	215,1	10:52'51.683
4	27.329	24.164	27.921	22.462	1'41.876	213,9	10:54'33.559
5	26.557	23.544	27.200	22.347	1'39.648	214,7	10:56'13.207
6	25.935	23.297	26.940	21.817	1'37.989	216,0	10:57'51.196
7	25.540	22.890	26.957	22.200	1'37.587	214,3	10:59'28.783
8	25.627	22.917	27.055	21.868	1'37.467	213,4	11:01'06.250
9	25.863	23.052	27.351	21.664	1'37.930	214,7	11:02'44.180
10	25.857	22.921	26.882	21.716	1'37.376	216,4	11:04'21.556
11	26.542	23.411	28.018	22.594	1'40.565	211,8	11:06'02.121
12	27.007	23.294	27.552	34.932	1'52.785P	213,0	11:07'54.906
13	3'19.872	23.719	27.241	22.110	4'32.942P	216,0	11:12'27.848
14	25.671	23.460	27.192	21.821	1'38.144	216,4	11:14'05.992
15	27.278	23.238	27.004	21.663	1'39.183	215,6	11:15'45.175
16	26.697	23.022	26.989	21.862	1'38.570	217,3	11:17'23.745
17	25.639	23.147	27.214	35.167	1'51.167P	213,4	11:19'14.912
18	11'08.898	24.238	27.692	22.434	12'23.262P	215,1	11:31'38.174
19	25.812	22.874	27.499	22.008	1'38.193	216,4	11:33'16.367
20	25.813	23.053	26.965	22.088	1'37.919	216,9	11:34'54.286
21	25.857	24.351	28.510	42.218	2'00.936	215,6	11:36'55.222
22	46.525	48.320	48.966	23.713	2'47.524	80,2	11:39'42.746
23	25.925	22.809	27.013	21.579	1'37.326	217,3	11:41'20.072
24	26.702	22.845	27.324	26.936	1'43.807	218,6	11:43'03.879
25	25.529	22.872	26.913	21.828	1'37.142	217,3	11:44'41.021
26	30.631	26.329	30.112	35.494	2'02.566P	201,1	11:46'43.587

162 DL Racing (1'37.958)							
Lap	Seg.1	Seg.2	Seg.3	Seg.4	Lap Time	km/h	Local Time
1		29.663	32.937	24.047		210,1	
2	27.748	24.260	28.686	23.237	1'43.931	214,7	10:54'07.946
3	26.326	23.645	27.386	22.656	1'40.013	216,0	10:55'47.959
4	25.942	23.270	27.029	22.522	1'38.763	215,6	10:57'26.722
5	26.926	24.660	27.473	22.604	1'41.663	216,0	10:59'08.385
6	26.068	25.333	27.650	39.919	1'58.970P	216,0	11:01'07.355
7	2'54.629	25.727	27.666	22.723	4'10.745P	211,4	11:05'18.100
8	25.849	23.093	26.995	22.205	1'38.142	216,4	11:06'56.242
9	25.682	23.094	27.087	22.262	1'38.125	216,0	11:08'34.367
10	27.814	23.306	29.910	26.564	1'47.594	216,9	11:10'21.961
11	26.077	23.166	27.245	22.495	1'38.983	216,4	11:12'00.944
12	26.779	28.228	28.092	25.179	1'48.278	216,4	11:13'49.222
13	26.307	23.069	27.306	26.723	1'43.405	217,3	11:15'32.627
14	26.264	23.138	27.268	46.197	2'02.867P	217,3	11:17'35.494
15	11'36.812	24.378	28.466	23.275	12'52.931P	216,0	11:30'28.425
16	27.234	23.029	27.179	22.471	1'39.913	216,9	11:32'08.338
17	26.570	27.182	29.546	23.324	1'46.622	193,9	11:33'54.960
18	25.725	23.216	27.466	22.344	1'38.751	217,3	11:35'33.711
19	25.780	23.057	42.547	30.775	2'02.159	114,2	11:37'35.870
20	53.914	47.077	33.957	24.660	2'39.608	185,9	11:40'15.478
21	25.993	22.979	26.938	22.048	1'37.958	216,9	11:41'53.436
22	27.680	27.722	29.485	23.082	1'47.969	203,4	11:43'41.405
23	27.139	25.410	28.756	50.014	2'11.319P	216,4	11:45'52.724

177 Speed Lover (1'38.102)							
Lap	Seg.1	Seg.2	Seg.3	Seg.4	Lap Time	km/h	Local Time
1							
2	2'29.736	31.147	34.256	26.187	4'01.326P	212,6	10:50'35.605
3	29.911	26.116	30.619	24.083	1'50.729	216,9	10:52'26.334
4	27.157	23.928	28.864	22.887	1'42.836	217,7	10:54'09.170
5	26.772	23.580	27.736	1'44.957	3'03.045P	218,2	10:57'12.215
6	44.015	23.602	27.120	22.258	1'56.995P	220,0	10:59'09.210

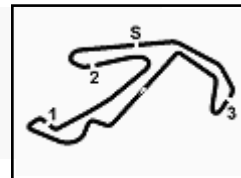
163 VSR							
Lap	Seg.1	Seg.2	Seg.3	Seg.4	Lap Time	km/h	Local Time
1		31.210	33.266	43.391		208,1	
2	2'07.380	26.794	31.266	3'07.498	6'12.938P	215,6	10:59'19.330

03/05/2024

P = Pits In/Out - C = Lap Time Cancelled



1.5



ACI Racing Weekend Misano, 4-5 Maggio 2024

Campionato Italiano Gran Turismo Sprint - Analisi Tempi Libere 1

Misano Circuit Sic 58 4.226 m

8 / 11

7	27.277	24.025	27.195	22.202	1'40.699	220,9	11:00'49.909	9	25.774	23.203	27.478	22.099	1'38.554	219,5	11:05'46.703
8	26.155	23.010	27.048	21.889	1'38.102	218,6	11:02'28.011	10	26.284	23.575	26.690	21.754	1'38.303	219,1	11:07'25.006
9	26.267	23.108	27.410	22.006	1'38.791	221,3	11:04'06.802	11	25.660	23.113	26.797	21.820	1'37.390	219,1	11:09'02.396
10	26.105	23.338	27.291	21.808	1'38.542	215,6	11:05'45.344	12	25.726	22.976	26.727	21.700	1'37.129	218,6	11:10'39.525
11	26.152	23.270	27.000	21.979	1'38.401	218,6	11:07'23.745	13	27.650	26.917	28.649	5'29.922	6'53.138P	215,6	11:17'32.663
12	26.203	23.118	26.812	3'52.213	5'08.346P	220,9	11:12'32.091	14	43.539	23.729	26.835	21.748	1'55.851P	217,7	11:19'28.514
13	45.477	23.805	26.991	22.042	1'58.315P	218,2	11:14'30.406	15	31.130	30.332	35.145	7'22.610	8'59.217P	180,9	11:28'27.731
14	26.279	23.880	28.777	23.266	1'42.202	221,3	11:16'12.608	16	1'03.357	27.472	36.978	25.372	2'33.179P	144,4	11:31'00.910
15	26.212	23.341	27.112	21.959	1'38.624	219,5	11:17'51.232	17	28.688	23.539	27.540	22.382	1'42.149	218,2	11:32'43.059
16	26.017	23.433	26.978	22.075	1'38.503	220,0	11:19'29.735	18	25.706	24.334	26.760	22.340	1'39.140	218,6	11:34'22.199
17	28.612	23.884	29.695	8'10.655	9'32.846P	208,9	11:29'02.581	19	25.645	23.027	26.701	21.560	1'36.933	218,6	11:35'59.132
18	45.348	23.526	27.326	22.605	1'58.805P	217,7	11:31'01.386	20	28.138	48.010	1'01.384	40.073	2'57.605	81,6	11:38'56.737
19	29.336	23.580	27.166	23.047	1'43.129	218,2	11:32'44.515	21	32.936	23.771	27.264	22.022	1'45.993	216,9	11:40'42.730
20	26.074	23.293	26.770	22.352	1'38.489	220,4	11:34'23.004	22	25.570	23.122	26.634	21.674	1'37.000	218,6	11:42'19.730
21	26.851	23.246	27.236	21.903	1'39.236	219,1	11:36'02.240	23	25.659	23.053	27.339	22.970	1'39.021	220,0	11:43'58.751
22	26.404	47.435	1'01.601	4'12.933	6'28.373P	77,1	11:42'30.613	24	31.980	27.604	31.835			155,4	
23	44.323	24.691	27.108	22.294	1'58.416P	219,5	11:44'29.029								
24	26.432	23.845	27.249	22.143	1'39.669	219,5	11:46'08.698								

178 Best Lap (1'42.565)

Lap	Seg.1	Seg.2	Seg.3	Seg.4	Lap Time	km/h	Local Time
1							
2	1'04.890	31.281	34.646	25.584	2'36.401P	184,0	10:51'43.119
3	28.385	24.009	27.982	22.189	1'42.565	217,7	10:53'25.684
4	27.142	24.908	30.059	24.362	1'46.471	217,7	10:55'12.155
5	27.533	28.508	40.512	48.970	2'25.523P	126,0	10:57'37.678
6					7'49.391P		11:05'27.069
7	50.384	34.143	44.148	50.115	2'58.790P	136,7	11:08'25.859

180 Mertel Motorsport (1'37.985)

Lap	Seg.1	Seg.2	Seg.3	Seg.4	Lap Time	km/h	Local Time
1		37.955	43.648	30.836		125,0	
2	33.482	28.247	34.121	25.370	2'01.220	153,6	10:55'01.205
3	31.615	26.175	29.496	23.622	1'50.908	214,7	10:56'52.113
4	27.242	23.877	28.625	23.593	1'43.337	214,3	10:58'35.450
5	26.840	23.729	28.036	22.657	1'41.262	215,1	11:00'16.712
6	26.635	24.028	27.886	33.029	1'51.578P	214,3	11:02'08.290
7	2'11.676	29.198	34.647	35.441	3'50.962P	183,1	11:05'59.252
8	33.691	25.840	35.566	22.965	1'58.062	156,3	11:07'57.314
9	27.038	25.097	28.523	23.668	1'44.326	214,7	11:09'41.640
10	26.739	24.443	28.442	23.087	1'42.711	216,4	11:11'24.351
11	27.719	25.565	29.905	23.193	1'46.382	216,4	11:13'10.733
12	27.386	23.879	28.127	32.682	1'52.074P	216,0	11:15'02.807
13	13'50.833	25.348	29.465	22.739	15'08.385P	201,1	11:30'11.192
14	26.788	23.638	27.243	22.171	1'39.840	217,3	11:31'51.032
15	27.457	23.143	28.224	25.167	1'43.991	218,2	11:33'35.023
16	26.131	23.022	27.600	21.766	1'38.519	218,6	11:35'13.542
17	26.254	23.547	44.905	44.940	2'19.646P		11:37'33.188
18	2'17.567	24.576	27.239	23.436	3'32.818P	218,2	11:41'06.006
19	26.376	23.653	27.033	21.842	1'38.904	218,6	11:42'44.910
20	27.086	22.969	27.262	21.964	1'39.281	217,3	11:44'24.191
21	26.276	22.724	27.057	21.928	1'37.985	218,6	11:46'02.176

185 Desideri Matteo (1'36.933)

Lap	Seg.1	Seg.2	Seg.3	Seg.4	Lap Time	km/h	Local Time
1							
2	1'44.915	28.621	34.263	24.518	3'12.317P	195,3	10:50'56.639
3	27.785	24.279	29.009	23.461	1'44.534	214,7	10:52'41.173
4	27.289	24.319	27.975	3'14.365	4'33.948P	215,6	10:57'15.121
5	44.114	23.928	27.629	22.425	1'58.096P	217,3	10:59'13.217
6	26.263	23.609	27.283	22.103	1'39.258	218,2	11:00'52.475
7	25.891	23.208	26.782	21.913	1'37.794	217,7	11:02'30.269
8	25.668	23.431	26.727	22.054	1'37.880	219,1	11:04'08.149

202 HC Racing (1'37.812)

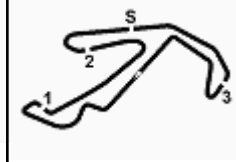
Lap	Seg.1	Seg.2	Seg.3	Seg.4	Lap Time	km/h	Local Time
1							
2	1'04.193	36.547	31.825	1'55.959	4'08.524P	192,5	10:53'29.421
3	45.214	24.689	27.865	22.287	2'00.055P	216,0	10:55'29.476
4	26.131	23.594	28.613	22.149	1'40.487	220,0	10:57'09.963
5	27.264	24.539	27.186	21.684	1'40.673	219,1	10:58'50.636
6	25.388	23.316	26.969	23.179	1'38.852	220,0	11:00'29.488
7	27.973	24.015	26.867	21.671	1'40.526	219,1	11:02'10.014
8	26.067	23.604	27.366	5'36.350	6'53.387P	218,2	11:09'03.401
9	46.332	24.781	27.370	22.413	2'00.896P	217,3	11:11'04.297
10	25.884	23.276	27.898	1'38.222	2'55.280P	219,1	11:13'59.577
11	42.326	23.756	27.350	22.097	1'55.529P	216,9	11:15'55.106
12	26.167	23.459	27.134	21.979	1'38.739	217,7	11:17'33.845
13	26.781	23.009	27.949	22.233	1'39.972C	218,2	11:19'13.817
14	26.361	23.650	34.011	8'15.020	9'39.042P	216,4	11:28'52.859
15	44.200	24.340	28.531	22.080	1'59.151P	215,6	11:30'52.010
16	26.108	23.317	26.880	21.507	1'37.812	217,7	11:32'29.822
17	26.046	23.005	26.872	22.066	1'37.989	218,2	11:34'07.811
18	30.564	24.458	27.817	2'58.854	4'21.693P	219,1	11:38'29.504
19	53.089	45.194	31.376			203,8	

218 Best Lap (1'41.528)

Lap	Seg.1	Seg.2	Seg.3	Seg.4	Lap Time	km/h	Local Time
1							
2	2'12.370	26.334	31.295	24.538	3'34.537P	192,2	10:49'15.476
3	28.856	24.560	29.941	23.581	1'46.938	212,6	10:51'02.414
4	27.470	23.999	31.702	24.099	1'47.270	191,8	10:52'49.684
5	27.885	23.991	28.416	23.025	1'43.317	215,6	10:54'33.001
6	29.325	24.730	28.539	22.961	1'45.555	216,9	10:56'18.556
7	27.753	25.040	31.136	24.670	4'10.630P	213,0	11:00'29.186
8	57.015	27.708	31.356	24.572	2'20.651P	194,2	11:02'49.837
9	28.048	26.982	28.935	24.617	1'48.582	217,7	11:04'38.419
10	28.742	24.491	28.836	23.708	1'45.777	218,6	11:06'24.196
11	29.047	25.096	29.126	23.731	1'47.000	218,6	11:08'11.196
12	28.048	26.615	32.079	17'30.543	18'57.285P	201,9	11:27'08.481
13	2'03.269	25.177	29.527	23.318	3'21.291P	213,0	11:30'29.772
14	27.212	23.925	28.900	22.840	1'42.877	210,9	11:32'12.649
15	27.362	24.113	28.540	23.120	1'43.135	216,4	11:33'55.784
16	26.733	23.700	28.090	23.005	1'41.528	218,2	11:35'37.312
17	28.114	26.695	36.016	2'03.459	3'34.284P	156,7	11:39'11.596
18	48.151	27.597	28.677	23.431	2'07.856P	218,2	11:41'19.452
19	28.300	27.306	28.467	23.515	1'47.588	219,1	11:43'07.040
20	32.688	24.463	28.313	24.178	1'49.642	218,2	11:44'56.682
21	27.586	24.129	28.120	23.026	1'42.861	217,7	11:46'39.543

03/05/2024

P = Pits In/Out - C = Lap Time Cancelled


ACI Racing Weekend Misano, 4-5 Maggio 2024
Campionato Italiano Gran Turismo Sprint - Analisi Tempi Libere 1

Misano Circuit Sic 58 4.226 m

9 / 11
223 SP Racing Team (1'40.626)

Lap	Seg.1	Seg.2	Seg.3	Seg.4	Lap Time	km/h	Local Time
1		39.516	44.143	30.047	102,3		
2	42.228	30.879	32.155	36.686	2'21.948	170,3	10:52'30.399
3	37.248	30.625	28.923	39.503	2'16.299P	213,0	10:54'46.698
4	4'36.046	30.839	27.949	23.055	5'57.889P	220,4	11:00'44.587
5	26.356	24.067	27.417	23.714	1'41.554	223,1	11:02'26.141
6	29.449	25.646	27.598	22.267	1'44.960	222,2	11:04'11.101
7	26.572	23.129	28.325	24.255	1'42.281	222,7	11:05'53.382
8	30.685	26.828	33.702	33.207	2'04.422P	143,2	11:07'57.804
9	3'35.754	25.951	32.171	26.645	5'00.521P	177,6	11:12'58.325
10	28.464	25.053	29.865	23.245	1'46.627	200,0	11:14'44.952
11	27.521	24.261	27.808	22.600	1'42.190	222,2	11:16'27.142
12	27.101	23.770	28.039	22.478	1'41.388	222,7	11:18'08.530
13	26.951	23.560	27.611	22.504	1'40.626	224,1	11:19'49.156
14	30.874	38.575	38.163	1'16.757	3'04.369CP	148,8	11:22'53.525
15	6'52.924	25.648	28.297	22.804	8'09.673P	222,2	11:31'03.198
16	28.405	24.656	28.241	24.664	1'45.966	222,7	11:32'49.164
17	28.896	24.215	33.026	22.871	1'49.008	137,1	11:34'38.172
18	27.575	23.956	29.867	27.588	1'48.986	221,3	11:36'27.158
19	47.118	51.637	1'01.306	26.677	3'06.738	78,0	11:39'33.896
20	27.282	24.225	28.540	22.582	1'42.629	219,1	11:41'16.525
21	27.309	23.782	27.658	22.611	1'41.360	221,8	11:42'57.885
22	29.941	25.073	31.492			219,1	

11	27.681	23.373	27.390	22.266	1'40.710	215,1	11:08'16.995
12	26.094	23.062	28.046	22.142	1'39.344	215,1	11:09'56.339
13	27.154	23.180	27.657	22.186	1'40.177	215,6	11:11'36.516
14	26.373	22.972	27.640	21.920	1'38.905	213,9	11:13'15.421
15	27.033	23.258	27.852	4'47.837	6'05.980P	216,0	11:19'21.401
16	57.271	32.327	36.486	2'46.873	4'52.957CP	183,4	11:24'14.358
17	4'50.082	28.194	32.648	27.103	6'18.027P	209,3	11:30'32.385
18	30.289	24.621	27.881	22.863	1'45.654	213,9	11:32'18.039
19	27.462	24.024	27.797	23.166	1'42.449	213,9	11:34'00.488
20	27.047	23.734	30.494	22.820	1'44.095	214,7	11:35'44.583
21	37.226	46.434	1'04.474	39.119	3'07.253	71,2	11:38'51.836
22	39.661	24.523	28.031	22.565	1'54.780	213,9	11:40'46.616
23	27.181	23.618	27.864	22.583	1'41.246	214,7	11:42'27.862
24	27.073	23.464	28.683	22.647	1'41.867C	210,1	11:44'09.729
25	27.376	23.784	27.659	22.628	1'41.447	214,3	11:45'51.176

233 SP Racing Team (1'41.424)

Lap	Seg.1	Seg.2	Seg.3	Seg.4	Lap Time	km/h	Local Time
1		36.433	43.836	27.400	126,0		
2	31.627	26.425	33.210	26.452	1'57.714	181,5	10:51'10.116
3	30.041	26.661	30.880	40.932	2'08.514P	212,6	10:53'18.630
4	2'34.885	24.996	30.114	24.432	3'54.427P	213,0	10:57'13.057
5	28.698	24.181	28.365	22.998	1'44.242	216,0	10:58'57.299
6	27.965	24.506	28.746	23.034	1'44.251	216,9	11:00'41.550
7	27.423	24.008	28.099	24.028	1'43.558	217,3	11:02'25.108
8	28.015	23.734	27.917	23.295	1'42.961	216,9	11:04'08.069
9	27.649	23.877	27.801	22.989	1'42.316	217,7	11:05'50.385
10	27.483	24.656	27.853	23.573	1'43.565	218,2	11:07'33.950
11	28.620	24.108	29.040	22.973	1'44.741	214,3	11:09'18.691
12	27.331	24.092	28.611	22.771	1'42.805	218,2	11:11'01.496
13	27.440	24.126	27.812	23.116	1'42.494	218,2	11:12'43.990
14	27.080	23.591	27.649	23.104	1'41.424	218,2	11:14'25.414
15	28.930	23.934	30.769	27.437	2'01.070P	214,3	11:16'26.484
16	13'39.764	26.450	28.838	25.390	15'00.442P	215,6	11:31'26.926
17	28.259	24.296	29.174	24.952	1'46.681	216,9	11:33'13.607
18	28.256	24.067	28.638	24.067	1'45.028	214,7	11:34'58.635
19	27.616	44.233	40.278	39.560	2'31.687	206,5	11:37'30.322
20	44.195	48.462	31.142	25.011	2'28.810	217,3	11:39'59.132
21	27.790	23.656	28.925	23.258	1'43.629	219,5	11:41'42.761
22	27.557	24.123	28.347	23.627	1'43.654	218,6	11:43'26.415
23	27.678	23.885	28.460	23.031	1'43.054	218,2	11:45'09.469

224 ZRS Motorsport (1'38.455)

Lap	Seg.1	Seg.2	Seg.3	Seg.4	Lap Time	km/h	Local Time
1		25.749	30.136	22.841	213,9		
2	26.687	23.465	46.982	23.021	2'00.155	164,6	10:51'32.329
3	27.239	23.985	29.095	22.628	1'42.947	216,4	10:53'15.276
4	26.347	23.166	27.528	22.041	1'39.082	217,3	10:54'54.358
5	26.059	23.060	27.564	22.076	1'38.759	217,7	10:56'33.117
6	26.472	23.277	27.546	22.272	1'39.567	216,9	10:58'12.684
7	26.460	22.950	27.293	22.137	1'38.840	217,3	10:59'51.524
8	26.299	23.015	29.161	36.343	1'54.818P	213,9	11:01'46.342
9	2'46.130	24.368	27.653	22.059	4'00.210P	217,7	11:05'46.552
10	26.475	24.002	27.783	22.145	1'40.405	217,3	11:07'26.957
11	26.139	23.139	27.244	21.933	1'38.455	216,9	11:09'05.412
12	26.216	24.931	27.816	36.650	1'55.613CP	216,4	11:11'01.025
13	2'50.358	24.622	28.313	22.727	4'06.020P	217,3	11:15'07.045
14	26.668	23.437	27.358	22.070	1'39.533	217,3	11:16'46.578
15	26.209	23.078	27.579	22.080	1'38.946	217,3	11:18'25.524
16	26.281	24.455	27.872	23.397	1'42.005C	217,7	11:20'07.529
17	38.319	37.495	44.293	1'23.483	3'23.590CP	110,7	11:23'31.119
18	10'46.375	31.317	35.001	26.127	12'18.820P	176,5	11:35'49.939
19	30.214	51.200	1'02.442	39.664	3'03.520	73,3	11:38'53.459
20	38.741	24.748	29.121	23.621	1'56.231	216,4	11:40'49.690
21	26.447	23.713	27.270	21.966	1'39.396	217,3	11:42'29.086
22	26.243	23.337	27.751	21.912	1'39.243	215,1	11:44'08.329
23	26.480	23.142	27.256	22.617	1'39.495	218,6	11:45'47.824

249 Carminati Ettore (1'38.041)

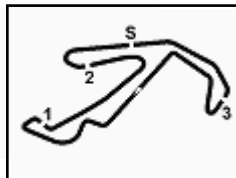
Lap	Seg.1	Seg.2	Seg.3	Seg.4	Lap Time	km/h	Local Time
1							
2	2'13.856	27.135	33.884	26.729	3'41.604P	208,1	10:50'36.965
3	30.632	26.414	33.443	25.102	1'55.591	184,3	10:52'32.556
4	27.705	25.492	30.259	2'12.635	3'36.091P	189,1	10:56'08.647
5	43.370	23.744	27.652	22.958	1'57.724P	215,6	10:58'06.371
6	25.676	23.316	27.147	22.158	1'38.297	216,4	10:59'44.668
7	26.835	23.290	26.927	21.886	1'38.938	216,0	11:01'23.606
8	26.090	23.140	27.067	21.966	1'38.263	216,9	11:03'01.869
9	25.814	23.113	26.982	22.439	1'38.348	216,9	11:04'40.217
10	26.070	23.449	26.941	22.023	1'38.483	216,9	11:06'18.700
11	25.898	23.118	28.844	22.614	1'40.474	216,4	11:07'59.174
12	26.109	23.681	27.382	23.046	1'40.218	217,3	11:09'39.392
13	26.390	23.187	26.735	21.729	1'38.041	216,9	11:11'17.433
14	25.847	23.141	27.051	22.601	1'38.640	216,9	11:12'56.073
15	27.643	23.220	27.142	21.894	1'39.899	216,9	11:14'35.972
16	26.007	23.103	27.269	2'49.510	4'05.889P	216,4	11:18'41.861
17	48.489	24.980	40.947	53.131	2'47.547CP	140,6	11:21'29.408
18	7'14.206	25.604	28.493	23.281	8'31.584P	208,5	11:30'00.992
19	27.128	23.466	27.361	22.281	1'40.236	213,0	11:31'41.228

229 Stefanin Giovanni (1'38.786)

Lap	Seg.1	Seg.2	Seg.3	Seg.4	Lap Time	km/h	Local Time
1							
2	2'33.739	34.043	37.608	27.570	4'12.960P	184,0	10:50'39.714
3	33.909	29.321	34.030	25.367	2'02.627	207,7	10:52'42.341
4	29.303	24.509	28.044	22.446	1'44.302	214,3	10:54'26.643
5	26.466	23.618	27.678	22.331	1'40.093	214,3	10:56'06.736
6	26.613	23.518	27.247	22.030	1'39.408	215,1	10:57'46.144
7	26.358	23.398	27.953	2'12.856	3'30.565P	215,1	11:01'16.709
8	47.007	24.516	27.577	22.611	2'01.711CP	214,3	11:03'18.420
9	26.207	23.691	27.156	22.025	1'39.079	216,0	11:04'57.499
10	26.145	23.222	27.608	21.811	1'38.786	214,7	11:06'36.285

03/05/2024

P = Pits In/Out - C = Lap Time Cancelled


ACI Racing Weekend Misano, 4-5 Maggio 2024
Campionato Italiano Gran Turismo Sprint - Analisi Tempi Libere 1

Misano Circuit Sic 58 4.226 m

10 / 11

20	27.242	23.497	28.173	22.466	1'41.378	206,1	11:33'22.606	24	1'16.766	44.585	1'00.693	30.895	3'32.939	75,9	11:39'15.885
21	27.317	23.309	30.392	23.390	1'44.408	213,9	11:35'07.014	25	29.712	23.868	27.817	22.287	1'43.684	213,9	11:40'59.569
22	27.260	23.556	28.374	33.742	1'52.932	215,6	11:36'59.946	26	31.894	25.975	27.481	36.439	2'01.789P	215,6	11:43'01.358
23	46.522	47.944	46.526	23.111	2'44.103	78,4	11:39'44.049	27	1'22.447	24.970	28.551	23.235	2'39.203P	213,4	11:45'40.561
24	28.040	23.794	28.254	23.762	1'43.850	209,3	11:41'27.899								
25	26.264	23.202	27.929	23.198	1'40.593	215,1	11:43'08.492								
26	26.549	23.190	27.446	24.314	1'41.499	216,4	11:44'49.991								
27	27.275	25.493	28.423	23.454	1'44.645	204,5	11:46'34.636								

250 AF Corse (1'38.099)

Lap	Seg.1	Seg.2	Seg.3	Seg.4	Lap Time	km/h	Local Time
1		29.738	35.816	27.726		202,6	
2	30.553	26.182	31.298	24.634	1'52.667	194,6	10:49'12.300
3	26.777	24.121	28.357	22.461	1'41.716	219,5	10:50'54.016
4	26.644	23.928	28.698	22.725	1'41.995	218,2	10:52'36.011
5	26.783	23.506	27.388	22.116	1'39.793	220,0	10:54'15.804
6	26.475	24.077	27.388	22.074	1'40.014	220,0	10:55'55.818
7	26.863	23.866	27.476	22.298	1'40.503	220,0	10:57'36.321
8	26.513	23.457	27.636	22.083	1'39.689	220,4	10:59'16.010
9	27.633	23.418	27.382	2'13.033	3'31.466P	219,1	11:02'47.476
10	45.063	23.653	27.596	22.215	1'58.527P	218,6	11:04'46.003
11	26.189	23.144	27.160	22.011	1'38.504	220,0	11:06'24.507
12	27.868	22.985	29.204	23.701	1'43.758	174,5	11:08'08.265
13	26.394	22.879	27.089	21.737	1'38.099	220,4	11:09'46.364
14	28.596	26.793	33.921	5'23.880	6'53.190P	163,4	11:16'39.554
15	56.496	34.651	38.277	30.757	2'40.181P	170,6	11:19'19.735
16	28.941	26.239	34.263	58.541	2'27.984P	210,9	11:21'47.719
17	6'57.281	24.530	29.207	22.921	8'13.939P	218,2	11:30'01.658
18	27.275	23.403	28.653	22.545	1'41.876	204,9	11:31'43.534
19	28.676	23.229	27.520	22.205	1'41.630	220,9	11:33'25.164
20	26.558	23.174	27.937	22.097	1'39.766	220,4	11:35'04.930
21	27.610	23.195	28.141	35.018	1'53.964	220,0	11:36'58.894
22	45.746	46.901	48.249	23.531	2'44.427	83,1	11:39'43.321
23	27.114	23.219	29.252	25.929	1'45.514	170,6	11:41'28.835
24	26.429	23.183	29.772	22.351	1'41.735	160,7	11:43'10.570
25	26.854	22.853	27.436	23.241	1'40.384	220,9	11:44'50.954
26	26.887	23.899	27.959	22.490	1'41.235	220,9	11:46'32.189

272 DL Racing (1'39.574)

Lap	Seg.1	Seg.2	Seg.3	Seg.4	Lap Time	km/h	Local Time
1		28.994	34.042	25.233		192,9	
2	29.130	24.597	30.120	23.155	1'47.002	209,7	10:49'04.603
3	27.114	23.691	28.462	23.749	1'43.016	213,4	10:50'47.619
4	30.191	25.181	31.483	23.005	1'49.860	200,7	10:52'37.479
5	27.511	24.136	28.812	22.699	1'43.158	214,7	10:54'20.637
6	27.658	24.719	28.447	22.532	1'43.356	213,9	10:56'03.993
7	26.636	24.350	28.053	22.310	1'41.349	210,1	10:57'45.342
8	26.609	23.555	27.823	26.791	1'44.778	214,7	10:59'30.120
9	26.954	23.569	27.693	35.264	1'53.480P	213,4	11:01'23.600
10	3'07.067	24.712	31.566	27.323	4'30.668P	165,1	11:05'54.268
11	27.371	23.409	27.742	22.222	1'40.744	212,6	11:07'35.012
12	26.947	23.586	27.722	22.119	1'40.374	213,9	11:09'15.386
13	29.330	23.544	27.551	22.273	1'42.698	214,7	11:10'58.084
14	26.410	23.438	28.263	22.037	1'40.148	213,0	11:12'38.232
15	26.681	23.259	27.759	22.326	1'40.025	212,2	11:14'18.257
16	27.281	24.249	27.727	22.276	1'41.533	214,7	11:15'59.790
17	29.961	25.256	29.533	22.656	1'47.406	208,1	11:17'47.196
18	26.374	23.412	27.609	22.179	1'39.574	214,3	11:19'26.770
19	32.434	29.592	35.308	59.127	2'36.461P	175,3	11:22'03.231
20	7'02.464	25.917	31.084	24.978	8'24.443P	212,2	11:30'27.674
21	30.115	24.741	28.214	22.709	1'45.779	214,3	11:32'13.453
22	29.802	24.355	27.947	23.600	1'45.704	214,7	11:33'59.157
23	26.394	24.279	30.560	22.556	1'43.789	213,4	11:35'42.946

280 Briselli Victor (1'40.274)

Lap	Seg.1	Seg.2	Seg.3	Seg.4	Lap Time	km/h	Local Time
1							
2	1'04.645	28.169	33.217	26.161	2'32.192P	210,1	10:56'14.853
3	27.909	24.126	28.824	23.171	1'44.030	216,9	10:57'58.883
4	27.448	23.546	30.255	22.697	1'43.946	183,4	10:59'42.829
5	30.942	24.715	29.052	23.231	1'47.940	217,3	11:01'30.769
6	27.260	23.478	28.455	22.741	1'41.934	217,7	11:03'12.703
7	27.176	23.421	29.331	22.687	1'42.615	219,5	11:04'55.318
8	29.796	24.729	28.934	22.858	1'46.317	217,3	11:06'41.635
9	27.435	24.521	29.292	24.090	1'45.338	217,7	11:08'26.973
10	27.117	23.452	28.313	22.967	1'41.849	217,3	11:10'08.822
11	26.957	23.513	28.340	23.059	1'41.869	219,1	11:11'50.691
12	28.605	23.469	28.695	22.922	1'43.691	218,6	11:13'34.382
13	27.114	23.579	28.425	22.534	1'41.652	219,5	11:15'16.034
14	27.084	23.113	30.756	11'54.219	13'15.172P	219,1	11:28'31.206
15	1'03.643	25.680	30.277	25.350	2'24.950P	218,6	11:30'56.156
16	27.852	23.878	28.339	22.930	1'42.999	220,0	11:32'39.155
17	28.336	23.945	27.803	23.564	1'43.648	218,6	11:34'22.803
18	27.934	23.943	29.306	22.702	1'43.885	219,5	11:36'06.688
19	27.570	49.061	1'02.685	39.682	2'58.998	77,0	11:39'05.686
20	29.262	24.914	27.762	22.995	1'44.933	220,0	11:40'50.619
21	26.609	23.713	27.461	22.698	1'40.481	220,4	11:42'31.100
22	26.659	23.503	27.584	22.528	1'40.274	220,0	11:44'11.374
23	27.033	23.347	27.350	22.676	1'40.406	221,8	11:45'51.780

281 Mertel Motorsport (1'42.863)

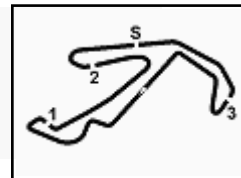
Lap	Seg.1	Seg.2	Seg.3	Seg.4	Lap Time	km/h	Local Time
1		28.285	32.220	24.851		203,8	
2	30.470	25.597	30.015	24.046	1'50.128	212,6	10:55'11.404
3	27.480	25.858	29.633	23.533	1'46.504	211,4	10:56'57.908
4	28.691	25.080	29.080	23.480	1'46.331	213,9	10:58'44.239
5	27.740	24.789	28.606	23.396	1'44.531	213,9	11:00'28.770
6	28.262	25.120	28.833	24.095	1'46.310	213,4	11:02'15.080
7	27.881	25.408	29.002	46.502	2'08.793P	213,9	11:04'23.873
8	2'11.725	26.072	31.193	23.551	3'32.541P	169,0	11:07'56.414
9	26.864	24.376	28.325	23.298	1'42.863	214,3	11:09'39.277
10	27.763	24.260	28.665	23.995	1'44.683	213,4	11:11'23.960
11	27.247	24.514	31.247	23.369	1'46.377	197,1	11:13'10.337
12	29.675	24.445	28.447	40.438	2'03.005P	213,9	11:15'13.342
13	13'46.951	25.056	29.515	24.275	15'05.797P	211,8	11:30'19.139
14	29.089	24.783	29.238	23.814	1'46.924	213,0	11:32'06.063
15	28.585	24.223	28.792	57.357	2'18.957P	213,9	11:34'25.020
16	1'42.384	25.776	47.278	41.749	3'37.187P	175,6	11:38'02.207
17	51.609	32.704	28.750	23.799	2'16.862	215,1	11:40'19.069
18	28.088	24.379	28.822	23.498	1'44.787	214,7	11:42'03.856
19	27.564	24.106	28.496	23.497	1'43.663	215,6	11:43'47.519
20	27.785	23.766	27.978	23.354	1'42.883	215,6	11:45'30.402

288 HC Racing (1'37.409)

Lap	Seg.1	Seg.2	Seg.3	Seg.4	Lap Time	km/h	Local Time
1							
2	59.274	26.086	37.241	22.819	2'25.420P	111,9	10:51'13.838
3	27.134	25.293	27.647	24.611	1'44.685	215,1	10:52'58.523
4	26.130	24.078	27.843	3'10.414	4'28.465P	216,0	10:57'26.988
5	44.469	25.669	28.600	24.025	2'02.763P	216,4	10:59'29.751
6	26.419	23.115	27.077	21.927	1'38.538	217,3	11:01'08.289
7	25.520	22.872	27.316	21.701	1'37.409	218,2	11:02'45.698

03/05/2024

P = Pits In/Out - C = Lap Time Cancelled


ACI Racing Weekend Misano, 4-5 Maggio 2024
Campionato Italiano Gran Turismo Sprint - Analisi Tempi Libere 1

Misano Circuit Sic 58 4.226 m

11 / 11

8	25.899	23.603	26.833	21.864	1'38.199	217,7	11:04'23.897
9	25.857	23.005	27.395	22.180	1'38.437	217,7	11:06'02.334
10	27.192	23.447	27.370	21.932	1'39.941	220,4	11:07'42.275
11	25.747	23.253	26.939	21.726	1'37.665	219,1	11:09'19.940
12	26.362	23.961	28.800	1'57.778	3'16.901P	219,5	11:12'36.841
13	43.737	28.064	27.438	22.242	2'01.481P	216,4	11:14'38.322
14	25.991	23.554	26.997	22.500	1'39.042	219,5	11:16'17.364
15	26.714	23.170	27.071	22.483	1'39.438	216,9	11:17'56.802
16	26.566	23.105	26.904	22.205	1'38.780	218,2	11:19'35.582
17	26.916	29.055	35.115	8'25.368	9'56.454P	170,9	11:29'32.036
18	44.320	23.969	27.163	22.150	1'57.602CP	215,1	11:31'29.638
19	30.433	24.399	27.197	22.372	1'44.401	216,0	11:33'14.039
20	26.924	23.288	26.956	21.839	1'39.007	217,3	11:34'53.046
21	26.356	23.329	27.803	37.291	1'54.779	216,9	11:36'47.825
22	44.743	48.529	57.120	24.496	2'54.888	80,1	11:39'42.713
23	26.955	23.194	27.051	21.980	1'39.180	218,6	11:41'21.893
24	26.253	27.610	29.208	23.144	1'46.215	202,2	11:43'08.108
25	26.001	23.200	27.485			218,2	

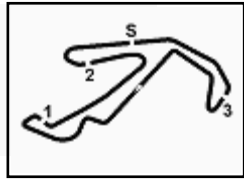
292 AMAG First Rennsport (1'40.766)

Lap	Seg.1	Seg.2	Seg.3	Seg.4	Lap Time	km/h	Local Time
1		24.801	30.146	23.995		209,7	
2	27.660	24.427	28.876	22.704	1'43.667	213,4	10:58'15.225
3	26.746	24.854	28.952	22.869	1'43.421	215,1	10:59'58.646
4	27.099	23.740	27.835	22.722	1'41.396	216,0	11:01'40.042
5	27.819	25.333	27.528	22.870	1'43.550	213,4	11:03'23.592
6	27.760	24.105	29.042	22.951	1'43.858C	215,1	11:05'07.450
7	26.862	23.876	29.167	23.212	1'43.117	211,4	11:06'50.567
8	26.929	23.993	28.273	22.338	1'41.533	213,9	11:08'32.100
9	26.602	24.449	28.360	37.594	1'57.005P	212,6	11:10'29.105
10	3'37.945	25.865	28.700	23.556	4'56.066P	212,6	11:15'25.171
11	27.476	24.733	28.731	25.275	1'46.215	214,3	11:17'11.386
12	27.826	25.567	28.610	23.771	1'45.774	214,3	11:18'57.160
13	28.414	24.274	31.387	54.444	2'18.519CP	207,7	11:21'15.679
14	9'02.938	26.185	30.207	25.394	10'24.724P	208,5	11:31'40.403
15	33.026	24.623	32.232	27.232	1'57.113	176,5	11:33'37.516
16	28.102	24.071	31.238	23.117	1'46.528	209,7	11:35'24.044
17	27.205	26.370	45.608	29.996	2'09.179	122,6	11:37'33.223
18	43.648	48.602	29.921	22.845	2'25.016	212,2	11:39'58.239
19	27.007	23.820	27.579	22.428	1'40.834	214,3	11:41'39.073
20	26.890	23.631	27.738	22.507	1'40.766	214,7	11:43'19.839
21	27.746	23.684	27.660	22.613	1'41.703C	214,7	11:45'01.542

03/05/2024

P = Pits In/Out - C = Lap Time Cancelled

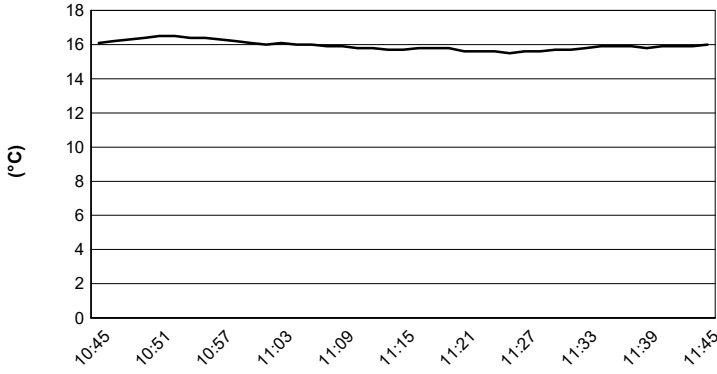




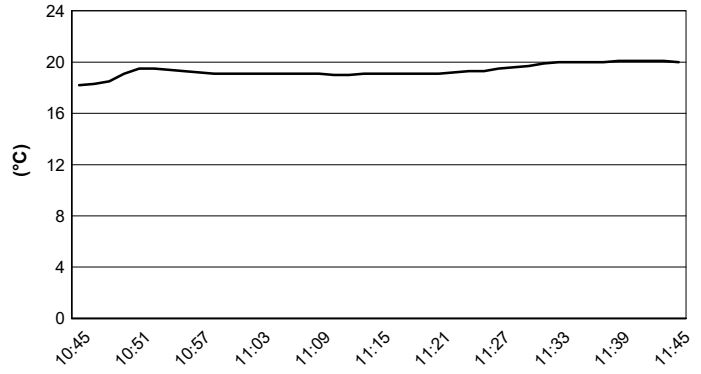
ACI Racing Weekend Misano, 4-5 Maggio 2024
Campionato Italiano Gran Turismo Sprint - Meteo Libere 1
Session started 10:45 - Session ended 11:47

Misano Circuit Sic 58 4.226 m

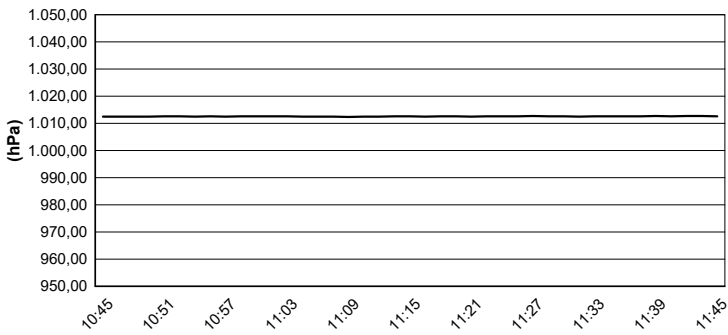
Air Temperature



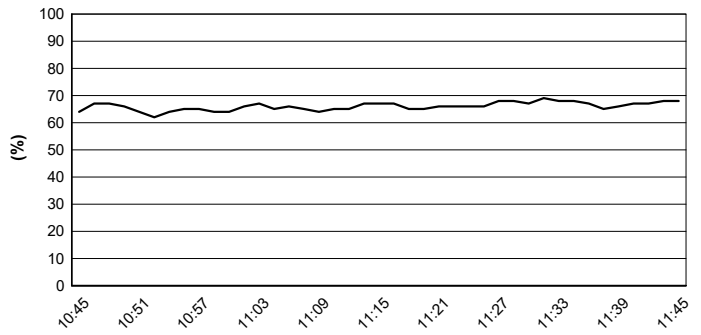
Track Temperature



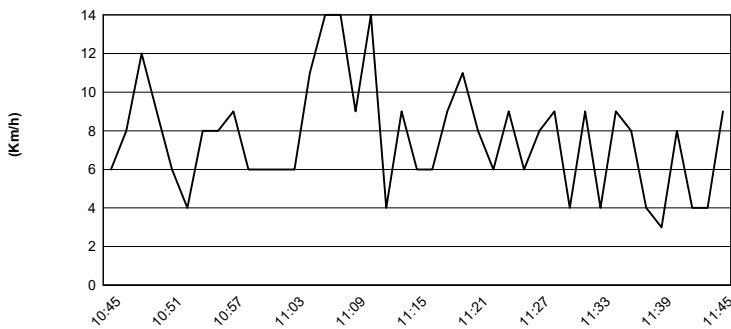
Air Pressure



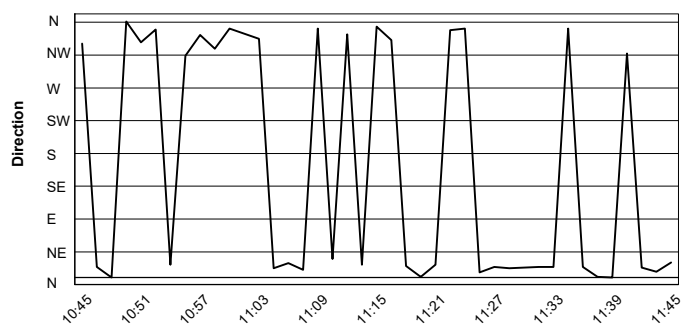
Humidity



Wind Speed

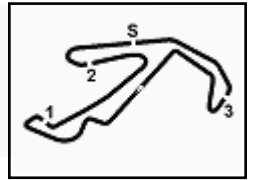


Wind Direction



03/05/2024



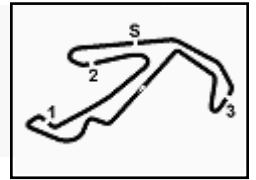


ACI Racing Weekend Misano, 4-5 Maggio 2024

Campionato Italiano Gran Turismo Sprint - Pit Times Libere 1

Misano Circuit Sic 58 4.226 m

No.	Entrant	Car		Local Time	Pit Time
5	Lazarus Corse	M.DI GIUSTO	PIT OUT	10:45'59.478	
			PIT IN	10:52'25.908	
			PIT OUT	10:54'23.916	1'58.008
			PIT IN	11:08'45.885	
			PIT OUT	11:13'46.872	5'00.987
			PIT IN	11:20'21.694	
			PIT OUT	11:28'45.418	8'23.724
7	BMW Italia Ceccato Racing	J.KLINGMANN	PIT OUT	11:02'21.172	
			PIT IN	11:10'07.198	
			PIT OUT	11:11'33.720	1'26.522
			PIT IN	11:13'04.648	
			PIT OUT	11:14'25.310	1'20.662
			PIT IN	11:21'01.618	
8	BMW Italia Ceccato Racing	F.MALVESTITI	PIT OUT	10:55'28.241	
			PIT IN	11:06'23.891	
			PIT OUT	11:08'30.099	2'06.208
			PIT IN	11:19'37.437	
12	Audi Sport Italia	P.DELLI GUANTI	PIT OUT	10:48'45.590	
			PIT IN	11:03'17.078	
			PIT OUT	11:06'19.566	3'02.488
			PIT IN	11:21'03.030	
			PIT OUT	11:28'42.714	7'39.684
			PIT IN	11:36'42.183	
			PIT OUT	11:39'03.420	2'21.237
16	AKM Motorsport	R.GUZMAN	PIT OUT	10:49'14.409	
			PIT IN	11:02'12.579	
			PIT OUT	11:07'43.235	5'30.656
			PIT IN	11:09'09.906	
			PIT OUT	11:09'47.115	37.209
			PIT IN	11:19'14.422	
			PIT OUT	11:28'33.652	9'19.230
			PIT IN	11:44'56.271	
19	VSR	R.CAZZANIGA	PIT OUT	10:55'02.668	
			PIT IN	10:57'07.236	
22	Easy Race	T.BIAGI	PIT OUT	10:48'57.701	
			PIT IN	11:00'39.815	
			PIT OUT	11:04'04.519	3'24.704
			PIT IN	11:15'18.575	
			PIT OUT	11:18'51.992	3'33.417
			PIT IN	11:20'27.053	
			PIT OUT	11:29'49.745	9'22.692
23	Best Lap	L.COLUCCIO	PIT OUT	10:48'41.806	
			PIT IN	10:55'52.767	
			PIT OUT	10:56'28.270	35.503
			PIT IN	11:07'42.962	
			PIT OUT	11:08'19.137	36.175
			PIT IN	11:09'56.445	
			PIT OUT	11:13'55.575	3'59.130
			PIT IN	11:20'19.357	
			PIT OUT	11:29'00.109	8'40.752
PIT IN	11:37'23.073				

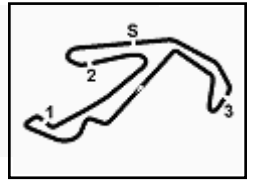


ACI Racing Weekend Misano, 4-5 Maggio 2024

Campionato Italiano Gran Turismo Sprint - Pit Times Libere 1

Misano Circuit Sic 58 4.226 m

No.	Entrant	Car		Local Time	Pit Time			
28	Nova Race Events	V.SCARPETTA	PIT OUT	10:50'56.134				
			PIT IN	11:02'37.981				
			PIT OUT	11:05'44.700	3'06.719			
			PIT IN	11:17'03.036				
			PIT OUT	11:18'30.055	1'27.019			
			PIT IN	11:20'06.642				
			PIT OUT	11:30'14.861	10'08.219			
			PIT IN	11:31'54.661				
			PIT OUT	11:33'26.588	1'31.927			
			PIT IN	11:34'56.676				
			PIT OUT	11:36'23.600	1'26.924			
			PIT IN	11:39'03.187				
44	Ebimotors	P.VENEROSI PESCIOLINI	PIT OUT	10:47'53.153				
			PIT IN	10:58'07.868				
			PIT OUT	11:02'47.440	4'39.572			
			PIT IN	11:06'08.434				
			PIT OUT	11:15'19.738	9'11.304			
			PIT IN	11:24'34.192				
			PIT OUT	11:29'01.472	4'27.280			
			PIT IN	11:34'23.280				
			PIT OUT	11:41'56.484	7'33.204			
			PIT IN	11:46'23.582				
			52	AF Corse	J.FERATI	PIT OUT	10:48'16.927	
						PIT IN	10:49'54.667	
PIT OUT	10:52'50.860	2'56.193						
PIT IN	11:13'53.993							
PIT OUT	11:16'33.559	2'39.566						
PIT IN	11:21'38.717							
PIT OUT	11:28'25.773	6'47.056						
PIT IN	11:39'18.161							
PIT OUT	11:39'53.624	35.463						
54	Imperiale Sport Car Service	G.FASCICOLO				PIT OUT	10:48'54.442	
						PIT IN	10:54'19.794	
						PIT OUT	10:55'52.928	1'33.134
			PIT IN	11:05'33.635				
			PIT OUT	11:06'50.800	1'17.165			
			PIT IN	11:14'38.037				
			PIT OUT	11:28'31.310	13'53.273			
			55	Nova Race Events	F.JELMINI	PIT OUT	10:50'03.702	
						PIT IN	10:57'18.830	
						PIT OUT	11:00'10.772	2'51.942
						PIT IN	11:09'37.950	
						PIT OUT	11:12'43.610	3'05.660
PIT IN	11:18'59.393							
PIT OUT	11:30'10.654	11'11.261						
PIT IN	11:36'29.557							
PIT OUT	11:42'56.683	6'27.126						
PIT IN	11:46'01.872							
61	AKM Motorsport	A.MCINTOSH						

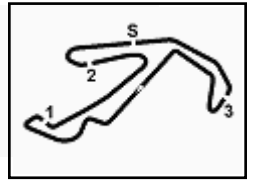


ACI Racing Weekend Misano, 4-5 Maggio 2024

Campionato Italiano Gran Turismo Sprint - Pit Times Libere 1

Misano Circuit Sic 58 4.226 m

No.	Entrant	Car		Local Time	Pit Time
61	AKM Motorsport	A.MCINTOSH	PIT OUT	10:49'11.603	
			PIT IN	11:02'29.769	
			PIT OUT	11:05'58.767	3'28.998
			PIT IN	11:20'37.295	
			PIT OUT	11:29'46.781	9'09.486
63	VSR	B.MOULIN	PIT OUT	10:48'51.285	
			PIT IN	10:57'35.245	
			PIT OUT	11:08'06.929	10'31.684
			PIT IN	11:16'14.774	
66	VSR	M.MICHELOTTO	PIT OUT	10:46'04.247	
			PIT IN	10:54'16.315	
74	Rossocorsa Racing	S.MARAZZI	PIT OUT	10:56'09.187	1'52.872
			PIT IN	11:07'49.888	
			PIT OUT	11:29'05.388	21'15.500
75	Colavita Leonardo	L.COLAVITA	PIT OUT	10:51'54.483	
			PIT IN	10:53'42.436	
			PIT OUT	10:55'33.216	1'50.780
			PIT IN	11:06'50.045	
			PIT OUT	11:11'46.155	4'56.110
			PIT IN	11:22'39.790	
77	Nova Race Events	L.MAGNONI	PIT OUT	10:50'14.403	
			PIT IN	10:53'51.062	
			PIT OUT	10:55'42.402	1'51.340
			PIT IN	11:07'11.514	
			PIT OUT	11:09'42.317	2'30.803
			PIT IN	11:21'07.271	
			PIT OUT	11:32'53.518	11'46.247
85	Imperiale Sport Car Service	J.BARTHOLOMEW	PIT OUT	10:47'04.341	
			PIT IN	10:58'10.189	
			PIT OUT	11:01'37.798	3'27.609
			PIT IN	11:10'57.284	
			PIT OUT	11:13'59.164	3'01.880
			PIT IN	11:20'29.027	
			PIT OUT	11:29'14.732	8'45.705
88	AF Corse	D.DI AMATO	PIT OUT	10:48'00.771	
			PIT IN	11:11'48.406	
			PIT OUT	11:16'09.005	4'20.599
			PIT IN	11:21'11.122	
			PIT OUT	11:28'49.424	7'38.302
			PIT IN	11:36'59.521	
97	Fach Auto Tech	D.BLATTNER	PIT OUT	10:47'42.735	
			PIT IN	10:49'14.965	
			PIT OUT	10:50'23.357	1'08.392
			PIT IN	10:59'49.950	

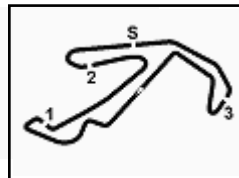


ACI Racing Weekend Misano, 4-5 Maggio 2024

Campionato Italiano Gran Turismo Sprint - Pit Times Libere 1

Misano Circuit Sic 58 4.226 m

No.	Entrant	Car		Local Time	Pit Time	
97	Fach Auto Tech	D.BLATTNER	PIT OUT	11:02'24.009	2'34.059	
			PIT IN	11:10'08.782		
			PIT OUT	11:12'10.783		2'02.001
			PIT IN	11:25'50.173		
			PIT OUT	11:29'33.496		3'43.323
			PIT IN			
99	Audi Sport Italia	A.COLA	PIT OUT	10:48'35.929	2'09.766	
			PIT IN	10:58'12.981		
			PIT OUT	11:00'22.747		10'43.699
			PIT IN	11:17'51.804		
			PIT OUT	11:28'35.503		2'46.348
			PIT IN	11:36'45.934		
			PIT OUT	11:39'32.282		
			PIT IN	11:45'56.845		
103	Easy Race	E.PIERANTONI	PIT OUT	10:49'16.563	2'00.494	
			PIT IN	11:00'48.695		
			PIT OUT	11:02'49.189		2'58.842
			PIT IN	11:14'17.130		
			PIT OUT	11:17'15.972		6'12.133
			PIT IN	11:23'10.216		
			PIT OUT	11:29'22.349		
			PIT IN			
106	Pollini Giacomo	G.POLLINI	PIT OUT	10:50'30.336	2'12.581	
			PIT IN	11:15'26.933		
			PIT OUT	11:17'39.514		7'33.835
			PIT IN	11:21'13.103		
			PIT OUT	11:28'46.938		
			PIT IN	11:46'33.225		
108	Best Lap	F.BENCIVENNI	PIT OUT	10:49'39.422	2'35.246	
			PIT IN	11:00'07.379		
			PIT OUT	11:02'42.625		3'09.199
			PIT IN	11:13'03.550		
			PIT OUT	11:16'12.749		7'17.948
			PIT IN	11:21'45.446		
			PIT OUT	11:29'03.394		
			PIT IN	11:45'50.390		
109	DL Racing	A.FONTANA	PIT OUT	10:46'42.226	2'05.382	
			PIT IN	10:58'39.223		
			PIT OUT	11:00'44.605		7'57.115
			PIT IN	11:20'31.415		
			PIT OUT	11:28'28.530		5'25.984
			PIT IN	11:35'02.499		
PIT OUT	11:40'28.483					
111	Best Lap	L.PEGORARO	PIT OUT	10:49'42.443	2'50.337	
			PIT IN	11:01'27.807		
			PIT OUT	11:04'18.144		2'13.664
			PIT IN	11:14'10.122		
			PIT OUT	11:16'23.786		7'15.034
			PIT IN	11:21'36.523		
			PIT OUT	11:28'51.557		
			PIT IN	11:46'34.256		
121	MM Motorsport	R.MESSINA	PIT OUT	10:50'22.620		
			PIT IN	10:54'48.978		

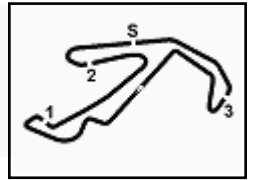


ACI Racing Weekend Misano, 4-5 Maggio 2024

Campionato Italiano Gran Turismo Sprint - Pit Times Libere 1

Misano Circuit Sic 58 4.226 m

No.	Entrant	Car		Local Time	Pit Time	
121	MM Motorsport	R.MESSINA	PIT OUT	10:57'13.403	2'24.425	
			PIT IN	11:09'16.936		
			PIT OUT	11:12'00.346	2'43.410	
			PIT IN	11:22'37.759		
			PIT OUT	11:28'57.466	6'19.707	
			PIT IN	11:35'45.123		
			PIT OUT	11:37'46.276		2'01.153
123	LEMA Racing	E.NISKANEN	PIT OUT	10:45'50.283	6'59.706	
			PIT IN	10:51'18.500		
			PIT OUT	10:58'18.206		
			PIT IN	11:04'58.859		
			PIT OUT	11:08'26.965		3'28.106
			PIT IN	11:18'14.999		
			PIT OUT	11:29'38.411		11'23.412
			PIT IN	11:43'32.175		
PIT OUT	11:44'32.476	1'00.301				
133	SP Racing Team	E.PISANI	PIT OUT	10:47'17.605	5'47.399	
			PIT IN	10:53'43.621		
			PIT OUT	10:59'31.020		
			PIT IN	11:07'48.001		
			PIT OUT	11:13'38.993		5'50.992
			PIT IN	11:22'45.236		
			PIT OUT	11:29'32.784		6'47.548
155	Milner Christopher	C.MILNER	PIT OUT	10:47'51.684	1'38.715	
			PIT IN	10:49'50.738		
			PIT OUT	10:51'29.453		
			PIT IN	11:02'19.174		
			PIT OUT	11:05'57.004		3'37.830
			PIT IN	11:20'42.525		
PIT OUT	11:30'53.891	10'11.366				
162	DL Racing	I.BADAWI	PIT OUT	10:50'32.500	2'46.696	
			PIT IN	11:00'53.818		
			PIT OUT	11:03'40.514		
			PIT IN	11:17'11.863		
			PIT OUT	11:28'52.291		11'40.428
			PIT IN	11:45'26.304		
163	VSR	I.ZANON	PIT OUT	10:50'51.878	2'00.346	
			PIT IN	10:52'48.887		
			PIT OUT	10:54'49.233		
			PIT IN	10:56'39.192		
169	Raptor Engineering	A.PALMA	PIT OUT	10:48'32.559	5'38.377	
			PIT IN	10:56'50.168		
			PIT OUT	11:02'28.545		
			PIT IN	11:12'28.167		
			PIT OUT	11:18'21.587		5'53.420
			PIT IN	11:22'43.076		
			PIT OUT	11:29'12.347		6'29.271
172	DL Racing	A.MAINETTI	PIT OUT	10:46'45.721	49.716	
			PIT IN	10:48'38.540		
			PIT OUT	10:49'28.256		
			PIT IN	11:07'42.242		

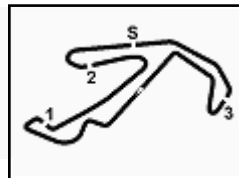


ACI Racing Weekend Misano, 4-5 Maggio 2024

Campionato Italiano Gran Turismo Sprint - Pit Times Libere 1

Misano Circuit Sic 58 4.226 m

No. Entrant	Car		Local Time	Pit Time
172 DL Racing	A.MAINETTI	PIT OUT	11:10'55.970	3'13.728
		PIT IN	11:19'02.193	
		PIT OUT	11:30'00.737	
		PIT IN	11:46'30.978	
177 Speed Lover	G.RENMANS	PIT OUT	10:48'38.309	1'47.913
		PIT IN	10:55'48.788	
		PIT OUT	10:57'36.701	
		PIT IN	11:08'59.606	
		PIT OUT	11:12'57.849	
		PIT IN	11:21'18.600	
		PIT OUT	11:29'29.325	
		PIT IN	11:38'47.093	
		PIT OUT	11:42'55.921	
		PIT IN	11:42'55.921	
178 Best Lap	M.BUCCI	PIT OUT	10:49'46.300	8'34.952
		PIT IN	10:57'16.854	
		PIT OUT	11:05'51.806	
		PIT IN	11:08'05.764	
180 Mertel Motorsport	T.LOVATI	PIT OUT	10:50'37.714	2'04.022
		PIT IN	11:01'55.025	
		PIT OUT	11:03'59.047	
		PIT IN	11:14'49.874	
		PIT OUT	11:28'32.485	
		PIT IN	11:37'19.903	
185 Desideri Matteo	M.DESIDERI	PIT OUT	10:50'37.714	13'42.611
		PIT IN	11:01'55.025	
		PIT OUT	11:03'59.047	
		PIT IN	11:14'49.874	
		PIT OUT	11:28'32.485	
		PIT IN	11:37'19.903	
202 HC Racing	G.OLIVA	PIT OUT	11:39'30.726	2'10.823
		PIT IN	11:39'30.726	
		PIT OUT	10:49'04.577	
		PIT IN	10:54'24.296	
		PIT OUT	10:57'38.896	
		PIT IN	11:12'26.278	
218 Best Lap	G.NALDI	PIT OUT	11:17'56.337	5'30.059
		PIT IN	11:21'31.305	
		PIT OUT	11:29'08.743	
		PIT IN	11:45'55.264	
		PIT OUT	10:49'56.965	
		PIT IN	10:51'57.126	
		PIT OUT	10:53'52.939	
		PIT IN	11:03'46.438	
		PIT OUT	11:09'26.948	
		PIT IN	11:12'42.655	
218 Best Lap	G.NALDI	PIT OUT	11:14'23.155	1'40.500
		PIT IN	11:21'09.074	
		PIT OUT	11:29'17.308	
		PIT IN	11:35'50.252	
		PIT OUT	11:38'52.993	
		PIT IN	11:40'59.993	
		PIT OUT	10:47'31.472	
		PIT IN	10:58'04.966	
		PIT OUT	11:01'01.340	
		PIT IN	11:10'03.865	

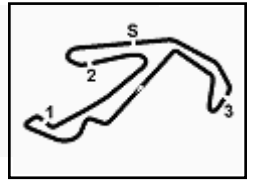


ACI Racing Weekend Misano, 4-5 Maggio 2024

Campionato Italiano Gran Turismo Sprint - Pit Times Libere 1

Misano Circuit Sic 58 4.226 m

No. Entrant	Car		Local Time	Pit Time	
218 Best Lap	G.NALDI	PIT OUT	11:28'50.457	18'46.592	
		PIT IN	11:37'32.708		
		PIT OUT	11:39'36.964		2'04.256
223 SP Racing Team	F.FABIANI	PIT OUT	10:47'47.793	4'28.948	
		PIT IN	10:54'28.981		
		PIT OUT	10:58'57.929		
		PIT IN	11:07'44.840		
		PIT OUT	11:11'03.671		3'18.831
		PIT IN	11:22'08.766		
		PIT OUT	11:29'25.139		7'16.373
224 ZRS Motorsport	D.POLVERINI	PIT OUT	10:47'49.103	2'41.042	
		PIT OUT	10:51'54.432		
		PIT IN	11:01'31.818		
		PIT OUT	11:04'12.860		
		PIT IN	11:10'47.665		
		PIT OUT	11:13'28.251		2'40.586
		PIT IN	11:22'47.927		
229 Stefanin Giovanni	G.STEFANIN	PIT OUT	10:48'31.321	2'15.266	
		PIT IN	10:59'27.182		
		PIT OUT	11:01'42.448		
		PIT IN	11:14'59.397		
		PIT OUT	11:19'51.406		4'52.009
		PIT IN	11:21'57.617		
		PIT OUT	11:28'41.077		6'43.460
233 SP Racing Team	M.ABBATI	PIT IN	10:53'04.672	13'31.068	
		PIT IN	11:16'13.246		
		PIT OUT	11:29'44.314		
249 Carminati Ettore	E.CARMINATI	PIT OUT	10:48'47.544	2'14.665	
		PIT IN	10:54'17.895		
		PIT OUT	10:56'32.560		
		PIT IN	11:16'16.158		
		PIT OUT	11:19'07.062		2'50.904
		PIT IN	11:21'05.635		
250 AF Corse	L.CASÈ	PIT OUT	10:45'22.494	2'15.094	
		PIT IN	11:00'56.402		
		PIT OUT	11:03'11.496		
		PIT IN	11:11'37.777		
		PIT OUT	11:17'03.936		5'26.159
		PIT IN	11:21'16.781		
		PIT OUT	11:28'24.729		7'07.948
272 DL Racing	V.DALOKAY	PIT OUT	10:45'24.910	2'59.234	
		PIT IN	11:01'10.617		
		PIT OUT	11:04'09.851		
		PIT IN	11:21'28.682		
		PIT OUT	11:28'44.283		7'15.601
		PIT IN	11:42'49.401		
280 Briselli Victor	V.BRISELLI	PIT OUT	11:44'02.533	1'13.132	



ACI Racing Weekend Misano, 4-5 Maggio 2024

Campionato Italiano Gran Turismo Sprint - Pit Times Libere 1

Misano Circuit Sic 58 4.226 m

No. Entrant	Car		Local Time	Pit Time	
280	Briselli Victor	V.BRISELLI	PIT OUT	10:54'20.416	
			PIT IN	11:17'01.746	
			PIT OUT	11:29'10.706	12'08.960
281	Mertel Motorsport	M.LA MARCA	PIT OUT	10:51'27.318	
			PIT IN	11:04'07.024	
			PIT OUT	11:06'11.765	2'04.741
			PIT IN	11:14'58.117	
			PIT OUT	11:28'39.664	13'41.547
			PIT IN	11:34'09.175	
288	HC Racing	A.CLEMENTI PISANI	PIT OUT	10:49'25.908	
			PIT IN	10:54'42.803	
			PIT OUT	10:57'50.321	3'07.518
			PIT IN	11:11'00.181	
			PIT OUT	11:13'00.086	1'59.905
			PIT IN	11:21'34.215	
292	AMAG First Rennsport	M.KNEZ	PIT OUT	10:54'47.354	
			PIT IN	11:10'16.128	
			PIT OUT	11:13'43.950	3'27.822
			PIT IN	11:20'48.505	
			PIT OUT	11:29'56.365	9'07.860